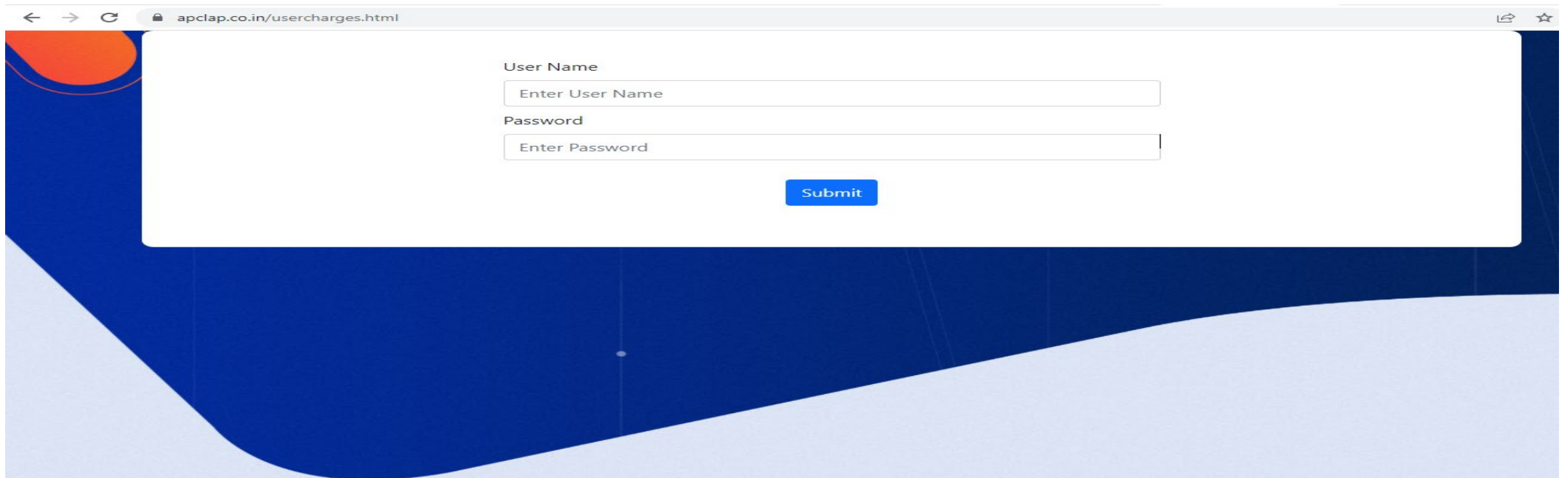


WS LOGIN



The screenshot shows a web browser window with the address bar displaying apclap.co.in/usercharges.html. The page content is a login form with the following elements:

- User Name**: A text input field with the placeholder text "Enter User Name".
- Password**: A text input field with the placeholder text "Enter Password".
- Submit**: A blue button with the text "Submit".

- Open <https://apclap.co.in/usercharges.html> in any browser Ex:-Chrome/Mozilla.
- The above page will be displayed
- Enter Valid **User Name(Ward Secretariat Code)** and **Password**.
- Click on **Submit** button to **Login**.

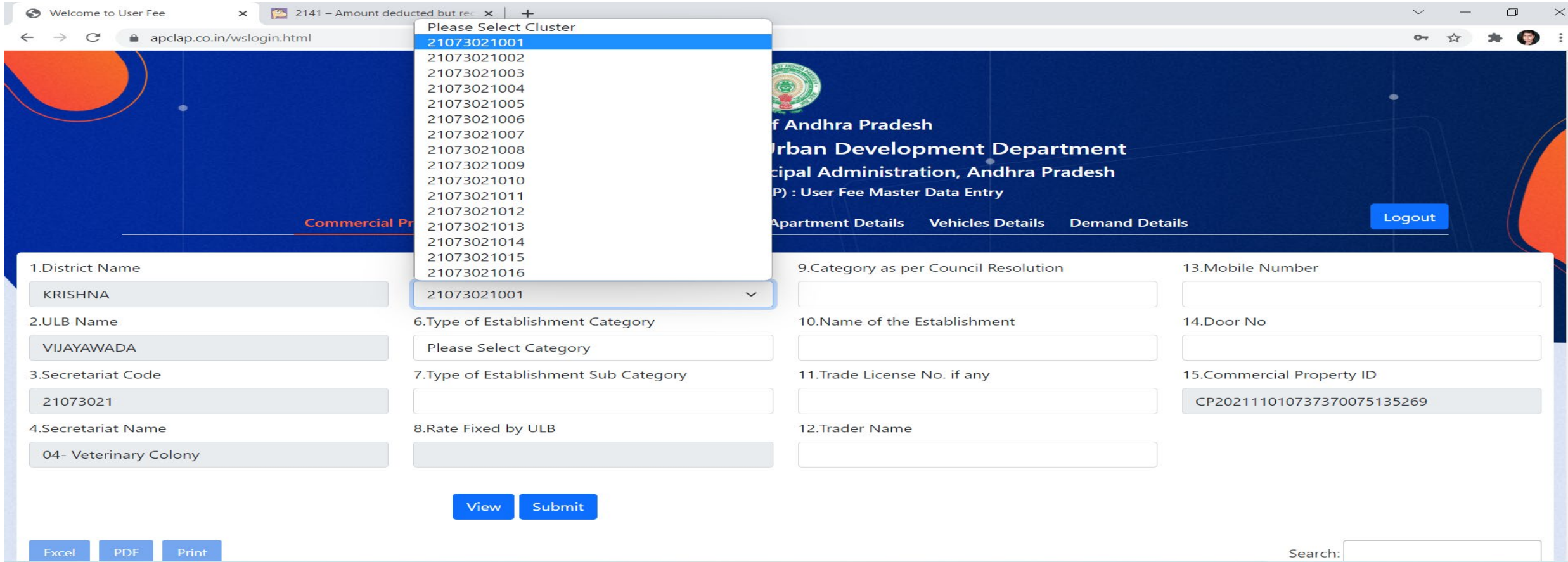


The screenshot shows a web browser window with the URL `apclap.co.in/wslogin.html`. The page header includes the Government of Andhra Pradesh logo and the text: "Government of Andhra Pradesh", "Municipal Administration & Urban Development Department", "Commissioner & Director of Municipal Administration, Andhra Pradesh", and "Clean Andhra Pradesh (CLAP) : User Fee Master Data Entry". A navigation menu contains "Commercial Property Details" (highlighted), "Residential Property Details", "Apartment Details", "Vehicles Details", and "Demand Details". A "Logout" button is in the top right. The form contains 15 fields:

1. District Name KRISHNA	5. Cluster Id Please Select Cluster	9. Category as per Council Resolution	13. Mobile Number
2. ULB Name VIJAYAWADA	6. Type of Establishment Category Please Select Category	10. Name of the Establishment	14. Door No
3. Secretariat Code 21073021	7. Type of Establishment Sub Category	11. Trade License No. if any	15. Commercial Property ID
4. Secretariat Name 04- Veterinary Colony	8. Rate Fixed by ULB	12. Trader Name	

Buttons: View, Submit

- After Successful Login page will redirect to Enter **Commercial Property Details** Screen by default where Ward Secretariat will enter **Commercial Property Details**. Same time application will load all the **Clusters** available in that Ward secretariat.
- Ward Secretariat can also view **Residential Property Details** , **Apartment Details** , **Vehicle Details** , **Demand Details** screens in his/her login.



The screenshot shows a web browser window with the URL `apclap.co.in/wslogin.html`. The page title is "Welcome to User Fee" and the browser tab is "2141 - Amount deducted but rec...". The main content area is a form titled "User Fee Master Data Entry" for the "Urban Development Department, Municipal Administration, Andhra Pradesh". The form contains several fields:

- 1. District Name: KRISHNA
- 2. ULB Name: VIJAYAWADA
- 3. Secretariat Code: 21073021
- 4. Secretariat Name: 04- Veterinary Colony
- 6. Type of Establishment Category: Please Select Category
- 7. Type of Establishment Sub Category: (empty)
- 8. Rate Fixed by ULB: (empty)
- 9. Category as per Council Resolution: (empty)
- 10. Name of the Establishment: (empty)
- 11. Trade License No. if any: (empty)
- 12. Trader Name: (empty)
- 13. Mobile Number: (empty)
- 14. Door No: (empty)
- 15. Commercial Property ID: CP202111010737370075135269

A dropdown menu for "Cluster" is open, showing a list of cluster IDs from 21073021001 to 21073021016. The "View" and "Submit" buttons are visible at the bottom of the form. There are also "Excel", "PDF", and "Print" buttons at the bottom left, and a "Search:" field at the bottom right.

➤ Click on ClusterID field dropdown to view all the available clusters in that Ward Secretariat.

Welcome to User Fee | 2141 - Amount deducted but rec | +

apclap.co.in/wslogin.html

Government of Andhra Pradesh
Municipal Administration & Urban Development Department
Commissioner & Director of Municipal Administration, Andhra Pradesh
Clean Andhra Pradesh (CLAP) : User Fee Master Data Entry

Commercial Property Details | Residential Property Details | Apartment Details | Vehicles Details | Demand Details | Logout

1.District Name KRISHNA	5.Cluster Id 21073021001	9.Category as per Council Resolution	13.Mobile Number
2.ULB Name VIJAYAWADA	6.Type of Establishment Category Please Select Category	10.Name of the Establishment	14.Door No
3.Secretariat Code 21073021	<ul style="list-style-type: none">Please Select CategoryEATING ESTABLISHMENTSMEDICAL ESTABLISHMENTSNON-EATING & NON-MEDICAL ESTABLISHMENTSSMALL SCALE INDUSTRIES / SMALL & MEDIUM FACTORIESVETERINARY ESTABLISHMENTS	License No. if any	15.Commercial Property ID CP202111010737370075135269
4.Secretariat Name 04- Veterinary Colony		Establishment Name	

View Submit

- In order to enter Commercial property details Ward Secretariat should select Type of Establishment Category which are predefine by their ULB

Welcome to User Fee | 2141 - Amount deducted but rec | apclap.co.in/wslogin.html

Government of Andhra Pradesh
Municipal Administration & Urban Development Department
Commissioner & Director of Municipal Administration, Andhra Pradesh
Clean Andhra Pradesh (CLAP) : User Fee Master Data Entry

[Commercial Property Details](#) | [Residential Property Details](#) | [Apartment Details](#) | [Vehicles Details](#) | [Demand Details](#) | [Logout](#)

1. District Name KRISHNA	5. Cluster Id 21073021016	9. Category as per Council Resolution	13. Mobile Number
2. ULB Name VIJAYAWADA	6. Type of Establishment Category MEDICAL ESTABLISHMENTS	10. Name of the Establishment	14. Door No
3. Secretariat Code 21073021	7. Type of Establishment Sub Category Please select Sub Category	11. Trade License No. if any	15. Commercial Property ID CP202111010854270055051128
4. Secretariat Name 04- Veterinary Colony	<ul style="list-style-type: none">Please select Sub CategoryCLINIC, DISPENSARY, LABORATORIES - 21 TO 40 BEDSCLINIC, DISPENSARY, LABORATORIES - ABOVE 40 BEDSCLINIC, DISPENSARY, LABORATORIES - UPTO 20 BEDS	12. Leader Name	

[View](#) [Submit](#)

[Excel](#) [PDF](#) [Print](#) | Search:

➤ Type of Establishment Sub Category displays list of sub categories which comes under the selected main category.

Welcome to User Fee | 2141 – Amount deducted but rec | apclap.co.in/wslogin.html

View Submit

Excel PDF Print Search:

Action	Type of Establishment Category	Type of Establishment Sub-Category	Rate Fixed by ULB	Category as per Council Resolution	Name of the Establishment	Trade License if any	Trader Name	Mobile Number	Door No	Commercial Property ID
Edit	Non-eating & Non-medical establishments. (like Shopping Malls, Shops etc.,)	null	4000	FUNCTIONAL HALLS	FUNCTIONAL HALLS / KALYANA MANTAPAMS	TL/20935/2018	Venkata Ratna Kumar Ravella	9700065510	52-1/1-5	CP202106140924040040106531
Edit	Non-eating & Non-medical establishments. (like Shopping Malls, Shops etc.,)	null	750	Auto Mobile Showrooms	Good will Agencies	TL/32951/2018	Ch Avinash	9848355115	52-1/1-6	CP202106140929390087858611
Edit	Eating establishments (like Hotels, Bars & Restaurants, Bakeries, Sweet Stalls, function halls etc.,)	null	750	Loadgings	HOTEL SUN CITY	TL/17842/2018	GOTTIPATI JAWAHAR9848051115	9010445678	52-1/1-5a	CP202106140931270071144752
Edit	Flammable Establishments (like Diwali shops etc.,)	null	150	Retail Business	Sri Balaji fuel point petrol	TL/17842/2018	y s s Mukarjee	9246470707	52-1/1-4	CP202106140938280059026026
Edit	Eating establishments (like Hotels, Bars & Restaurants, Bakeries, Sweet Stalls, function halls etc.,)	null	150	Large restaurants And hotels	Hotel park N	TL/17853/2018	V Raghava Chowdery	8297888555	52-1/1-11	CP202106140940570085800898
Edit	Eating establishments (like Hotels, Bars & Restaurants, Bakeries, Sweet Stalls, function halls etc.,)	null	150	Large restaurants	Hotel park N	TL/17853/2018	KUDUMULA	8297888555	52-1/1-11	CP202106140940570085800898

- Click on submit button to save the entered record.
- Click on View button to view the saved records/existing records by selecting the cluster ID
- The Ward Secretariat has the option to delete the record also by clicking on the delete button if demand is not generated for that record.



apclap.co.in/wslogin.html

Government of Andhra Pradesh
Municipal Administration & Urban Development Department
Commissioner & Director of Municipal Administration, Andhra Pradesh
Clean Andhra Pradesh (CLAP) : User Fee Master Data Entry

Commercial Property Details **Residential Property Details** Apartment Details Vehicles Details Demand Details Write of Request Logout

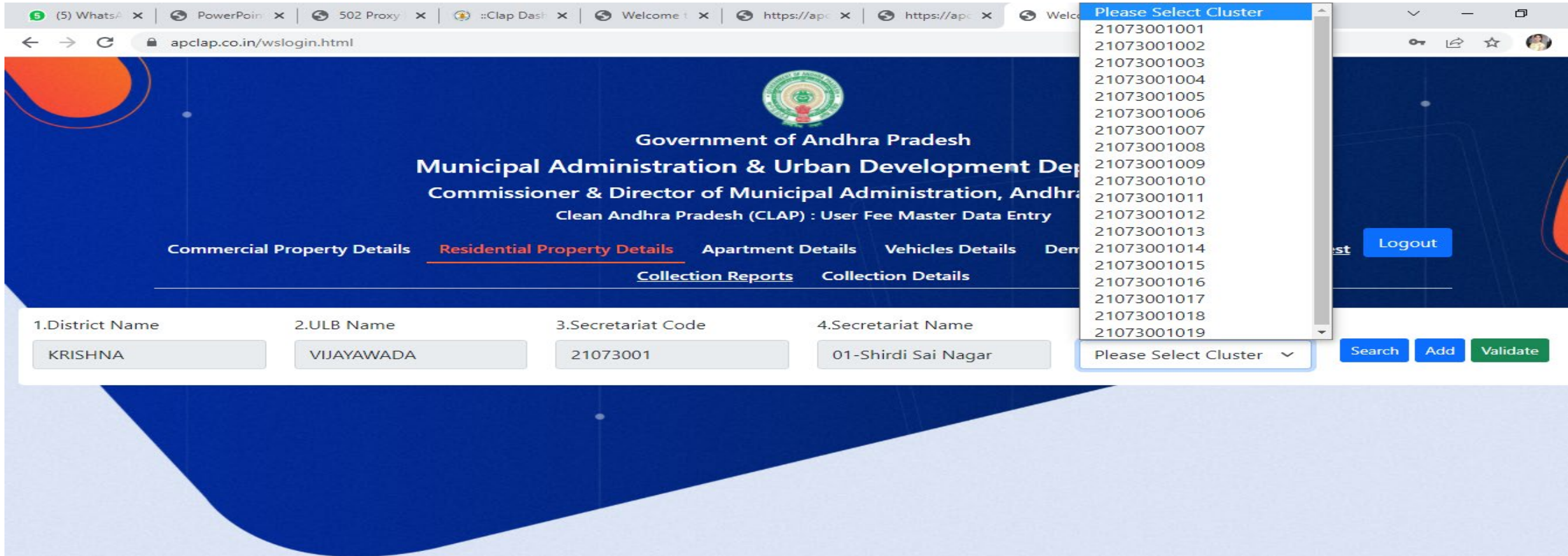
Collection Reports Collection Details

1.District Name 2.ULB Name 3.Secretariat Code 4.Secretariat Name 5.Cluster Id

KRISHNA VIJAYAWADA 21073001 01-Shirdi Sai Nagar Please Select Cluster

Search Add Validate

➤ This is the Residential Property Details Page after login.



Government of Andhra Pradesh
Municipal Administration & Urban Development Department
Commissioner & Director of Municipal Administration, Andhra Pradesh
Clean Andhra Pradesh (CLAP) : User Fee Master Data Entry

Commercial Property Details **Residential Property Details** Apartment Details Vehicles Details Demos

Collection Reports Collection Details

1.District Name 2.ULB Name 3.Secretariat Code 4.Secretariat Name

KRISHNA VIJAYAWADA 21073001 01-Shirdi Sai Nagar

Please Select Cluster

- 21073001001
- 21073001002
- 21073001003
- 21073001004
- 21073001005
- 21073001006
- 21073001007
- 21073001008
- 21073001009
- 21073001010
- 21073001011
- 21073001012
- 21073001013
- 21073001014
- 21073001015
- 21073001016
- 21073001017
- 21073001018
- 21073001019

Please Select Cluster

Search Add Validate Logout

- Here we select the Cluster for which we want to display the residential details.
- Then click search button to display the Residential Property Details for that cluster.

← → ↻ apclap.co.in/wslogin.html

Edit	Non-eating & Non-medical establishments. (like Shopping Malls, Shops etc.)	null	150	Retail Business	Color Shoppe	TL/11826/2018	N Harish	9885245324	52-3-2	CP202106141029470038152793
Edit	Non-eating & Non-medical establishments. (like Shopping Malls, Shops etc.)	null	150	Retail Business	v v s Medical	TL/20701/2018	Koteswaranao	9986816744	52-3-2b	CP202106141033110062120408
Edit	Non-eating & Non-medical establishments. (like Shopping Malls, Shops etc.)	null	200	Work Shops	Sai durga Mechanical Work Showroom	TL/16768/2018	Prasad	9966082124	52-3--2	CP202106141034560093640719
Edit	Non-eating & Non-medical establishments. (like Shopping Malls, Shops etc.)	null	200	Saloon	Ganesh Hair Styles	TL/18924/201	Lava Raju	8074507575	52-1-1	CP202106141037110093429269
Edit	Non-eating & Non-medical establishments. (like Shopping Malls, Shops etc.)	null	200	Saloon	Manhar Saloon	TL/18943/2018	Manohar	9394822873	52-1-1	CP202106141040470097534267
Edit	Non-eating & Non-medical establishments. (like Shopping Malls, Shops etc.)	null	200	Work Shops	ELECTRIC MOTOR & REFRIGERATOR, FANS REWINDING	TL/20814/2018	MOHAMMAD SHARITHULLAH	9177441644	52	CP202106141041520028669210
Edit	Non-eating & Non-medical establishments. (like Shopping Malls, Shops etc.)	null	200	Work Shop	Capital cars	TL/00097/2018	Gopi chand	9349995999	54-16-7/6	CP202106141051250029883674
Edit Delete	MEDICAL ESTABLISHMENTS	CLINIC, DISPENSARY, LABORATORIES - UPTO 20 BEDS	1500	Whole Sales	shreya Enterprises	00/00000/0000	Srinivas S	9182154335	1-3	CP202111011141440030619591

Showing 1 to 8 of 8 entries

Previous **1** Next

➤ We can delete and edit the property only when the demand has not yet generated.

Welcome to User Fee | 2141 – Amount deducted but rec | apclap.co.in/wslogin.html

Government of Andhra Pradesh Municipal Administration & Urban Development Department Commissioner & Director of Municipal Administration, Andhra Pradesh Clean Andhra Pradesh (CLAP) : User Fee Master Data Entry

[Logout](#)

Commercial Property Details | **Residential Property Details** | Apartment Details | Vehicles Details | Demand Details

1.District Name

2.ULB Name

3.Secretariat Code

4.Secretariat Name

5.Cluster Id

Phone not available

Mapped HHType(Rate):

Pending demand:

Demand completed:

Total citizens:

Search:

Action	Citizen Name	Mobile Number	House Hold ID	Door No	HouseHoldType	Rate
<input type="button" value="Edit"/>	Landa Paidiaiah	7989105968	HH36132242853420200817014018625	54-16-2/B	<input type="text" value="NonSlum"/>	120
<input type="button" value="Edit"/>	Angothu Kumari	9000301071	HH58289355493720200306123423783	54-16-18/A	<input type="text" value="NonSlum"/>	120
<input type="button" value="Edit"/>	Shaik Mastan	9866613832	HH58289355493720200306010756614	54-16-3/1A	<input type="text" value="NonSlum"/>	120
<input type="button" value="Edit"/>	CHERUMALLI GANGARAJU	9490818966	HH58289355493720200425023958213	54-16-3/8/1	<input type="text" value="NonSlum"/>	120
<input type="button" value="Edit"/>	Yandrapu Venkata Sai Gnaneswari	8297108700	HH36132242853420210603111101968	53-4-68B	<input type="text" value="NonSlum"/>	120

- When we select the clustered and click on the search button, the records under that cluster are displayed .
- The Ward Secretariat can check the validation status of the records present by clicking on the 'Validate' button present.



Government of Andhra Pradesh
Municipal Administration & Urban Development Department
Commissioner & Director of Municipal Administration, Andhra Pradesh
Clean Andhra Pradesh (CLAP) : User Fee Master Data Entry

Commercial Property Details Residential Property Details **Apartment Details** Vehicles Details Demand Details Write of Request Logout

Collection Reports Collection Details

1.District Name 2.ULB Name 3.Secretariat Code 4.Secretariat Name 5.Cluster Id

KRISHNA VIJAYAWADA 21073001 01-Shirdi Sai Nagar Please Select Cluster

Search Add Map

- In this screen, we can view/add the apartment details for the selected cluster.
- Once we select the cluster id and click on the search button, if any apartments are there in that cluster, those details will be displayed below in a table.

Welcome to User Fee apclap.co.in/wslogin.html


Government of Andhra Pradesh
Municipal Administration & Urban Development Department
Commissioner & Director of Municipal Administration, Andhra Pradesh
Clean Andhra Pradesh (CLAP) : User Fee Master Data Entry

[Commercial Property Details](#) [Residential Property Details](#) [Apartment Details](#) [Vehicles Details](#) [Demand Details](#) [Logout](#)

1.District Name	2.ULB Name	3.Secretariat Code	4.Secretariat Name	5.Cluster Id	Search Add Map
GUNTUR	CHILAKALURIPET	21020010	VENKATAREDDYNAGAR	21020010001	
6.Apartment Name	7.Apartment Code	8.Locality	9.Floor No's	10.No of Flats	Save
Star Apartments	10001	Market road	4	2	

Except watchman Room

- To add details of a new apartment, the Ward secretariat should click on the 'Add' button after selecting the cluster id.
- Once he/she clicks on the 'Add' button, the fields to enter the details of the apartment are displayed like Apartment name, Apartment code, Locality, No.of floors present in the apartment and the total no.of flats. (Watchman's room should not be counted.)
- When we click on the 'Save' button after giving all valid data , the apartment details are saved and displayed in the table below.

Welcome to User Fee | apclap.co.in/wslogin.html

Government of Andhra Pradesh
Municipal Administration & Urban Development Department
Commissioner & Director of Municipal Administration, Andhra Pradesh
Clean Andhra Pradesh (CLAP) : User Fee Master Data Entry

Commercial Property Details | Residential Property Details | **Apartment Details** | Vehicles Details | Demand Details | [Logout](#)

1.District Name: GUNTUR | 2.ULB Name: CHILAKALURIPET | 3.Secretariat Code: 21020010 | 4.Secretariat Name: VENKATAREDDYNAGAR | 5.Cluster Id: 21020010001

[Search](#) [Add](#) [Map](#)

[Excel](#) [PDF](#) [Print](#)

Action	Apartment Name	Apartment Code	Locality	Floors	Flats	PropertyType
Delete	Star Apartments	10001	Market road	4	2	Residential

Showing 1 to 1 of 1 entries | [Previous](#) | [1](#) | [Next](#)

- We can also delete the apartment record by clicking on the delete button if no apartment records are mapped to that apartment.

Welcome to User Fee

apclap.co.in/wslogin.html

Government of Andhra Pradesh
Municipal Administration & Urban Development Department
Commissioner & Director of Municipal Administration, Andhra Pradesh
Clean Andhra Pradesh (CLAP) : User Fee Master Data Entry

Commercial Property Details Residential Property Details **Apartment Details** Vehicles Details Demand Details Logout

1.District Name GUNTUR	2.ULB Name CHILAKALURIPET	3.Secretariat Code 21020010	4.Secretariat Name VENKATAREDDYNAGAR	5.Cluster Id 21020010001	Search Add Map
6.Apartment Name star apartments-10	7.No of Flats 10	Search to Map		View Mapped	

Type here to search

21°C Polluted air 110

22:21
07-11-2021

- When we click select the cluster id and click on the 'Map' button, the page displays the list of apartments names in that cluster. When we select the required apartment, it shows the No. of flats present for that apartment.
- When we select the apartment name and click on the 'search to map' button, it displays the list of apartment household record present in that cluster.

Welcome to User Fee | apclap.co.in/wslogin.html

Government of Andhra Pradesh
Municipal Administration & Urban Development Department
 Commissioner & Director of Municipal Administration, Andhra Pradesh
 Clean Andhra Pradesh (CLAP) : User Fee Master Data Entry

Logout

Commercial Property Details | Residential Property Details | **Apartment Details** | Vehicles Details | Demand Details

1.District Name: GUNTUR | 2.ULB Name: CHILAKALURIPET | 3.Secretariat Code: 21020010 | 4.Secretariat Name: VENKATAREDDYNAGAR | 5.Cluster Id: 21020010001

6.Apartment Name: star apartments-10 | 7.No of Flats: 10

Search: | Search | Add | Map

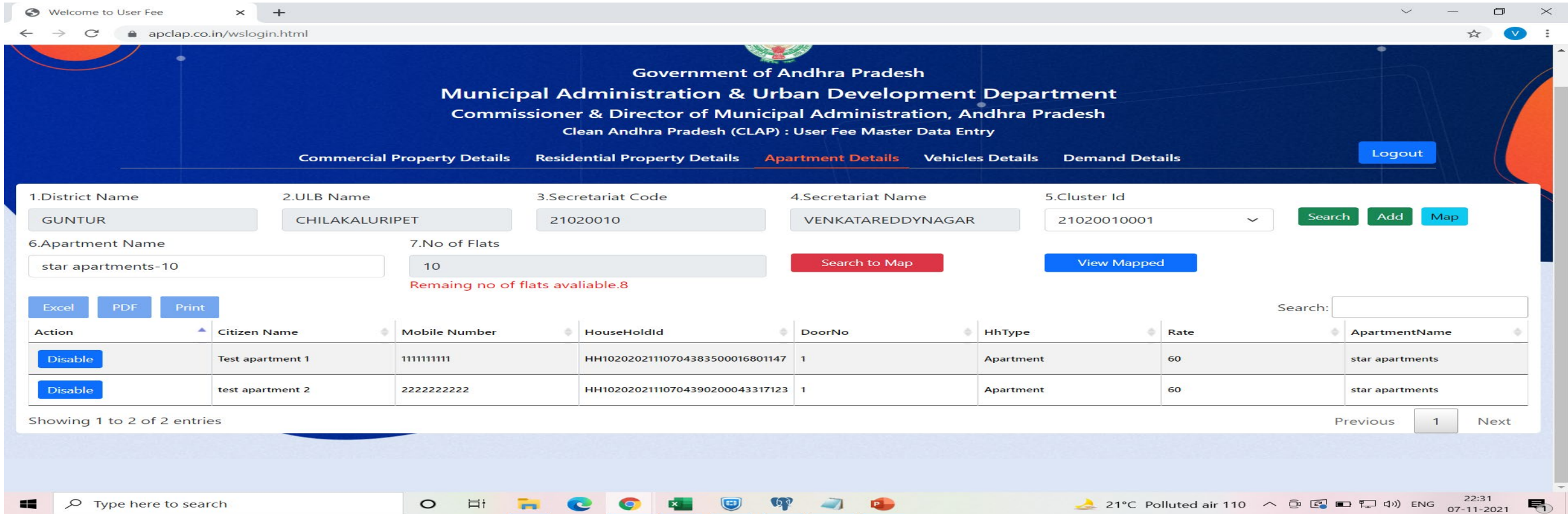
Excel | PDF | Print

Action	Citizen Name	Mobile Number	HouseHoldId	DoorNo	HhType	Rate	ApartmentName
Map Disable	Test apartment 1	111111111	HH10202021110704383500016801147	1	Apartment	60	NA
Map Disable	test apartment 2	222222222	HH10202021110704390200043317123	1	Apartment	60	NA

Showing 1 to 2 of 2 entries | Previous | 1 | Next

Windows Taskbar: Type here to search | 21°C Polluted air 110 | 22:25 07-11-2021

- The list of apartment households records which are not mapped to any apartment are displayed in the below table.
- When we click on the 'Map' button present for any particular record, then that apartment household will be mapped to the apartment name selected.
- We can also removed the mapped apartment by clicking on the disable button.
- Here we can map only 10 records for an apartment as the No. of flats given is 10.



Government of Andhra Pradesh
Municipal Administration & Urban Development Department
Commissioner & Director of Municipal Administration, Andhra Pradesh
Clean Andhra Pradesh (CLAP) : User Fee Master Data Entry

Commercial Property Details Residential Property Details **Apartment Details** Vehicles Details Demand Details Logout

1.District Name: GUNTUR
2.ULB Name: CHILAKALURIPET
3.Secretariat Code: 21020010
4.Secretariat Name: VENKATAREDDYNAGAR
5.Cluster Id: 21020010001
6.Apartment Name: star apartments-10
7.No. of Flats: 10
Remaining no of flats available: 8

Search to Map View Mapped

Action	Citizen Name	Mobile Number	HouseHoldId	DoorNo	HhType	Rate	ApartmentName
Disable	Test apartment 1	1111111111	HH10202021110704383500016801147	1	Apartment	60	star apartments
Disable	test apartment 2	2222222222	HH10202021110704390200043317123	1	Apartment	60	star apartments

Showing 1 to 2 of 2 entries Previous 1 Next

- When we click on the 'View Mapped' button, it displays the list of apartment records that have been mapped to that apartment.
- We can also disable the mapped record, by clicking on the 'Disable' button.
- Here the No.of flats field shows the remaining no.of records that can be mapped to the existing apartment

Clean Andhra Pradesh (CLAP) : User Fee Master Data Entry

Commercial Property Details Residential Property Details Apartment Details **Vehicles Details** Demand Details Write of Request Logout

Collection Reports Collection Details

1.District Name: KRISHNA 2.ULB Name: VIJAYAWADA 3.Secretariat Code: 21073001 4.Alloted: 225 5.Received: 225 6.Reported: 225 7.Assigned: 69 Add Vehicle View

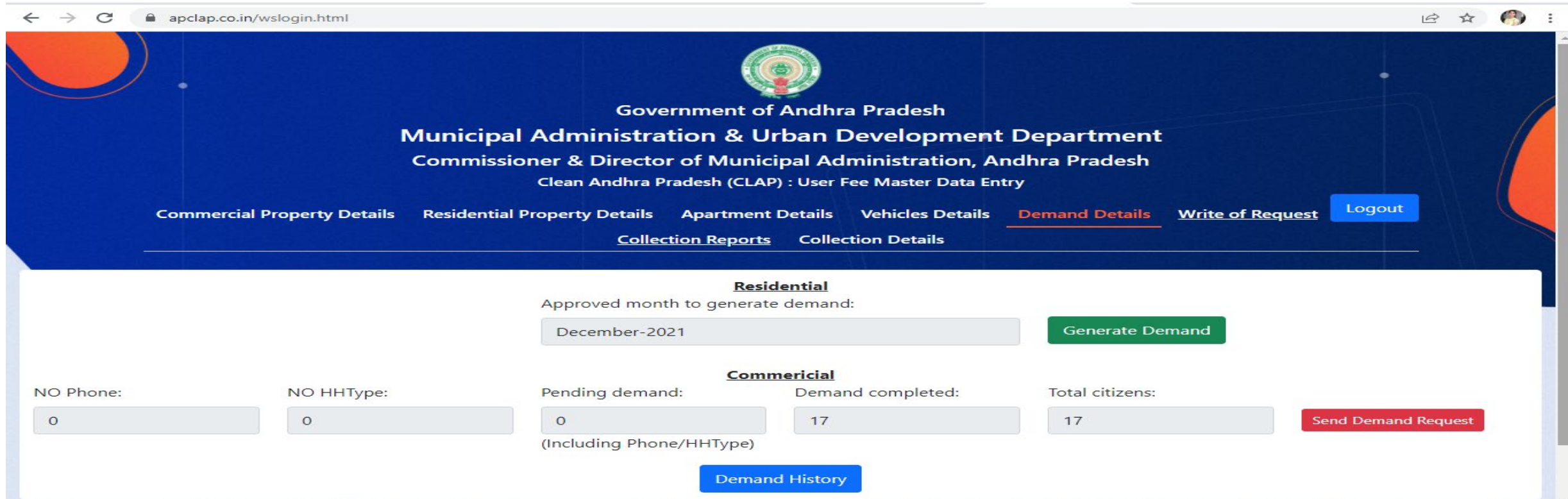
7.Cluster Id: [List of cluster IDs] 8.Group Name: Please Select WS Group 9.Driver Name: Please enter driver name 10.Driver Mobile No.: Please enter driver mobile no. 11.Vehicle Number: Please enter vehicle number Add

Excel PDF Print Search: []

Action	WS Code	Cluster Id	Group	Vehicle Number	Driver Name	Mobile Number	Created Date	Total Count
No data available in table								

Showing 0 to 0 of 0 entries Previous Next

- In this screen we can add the details of the vehicles received for that Ward secretariat.
- The details like no.of vehicles allotted, No. of vehicles received and the no.of drivers reported are already given.
- When we click on the ‘Add Vehicle’ button, it displayed the fields to add the details of the vehicle like the driver Name, mobile number and vehicle number.
- WS has to click on the cluster id’s and to map the households to the vehicle , he/she has to click on arrow button “>”.
- After selecting the cluster id and entering the valid details for the vehicle, when we click ‘Add’ button, the details of that vehicle are saved and displayed in the table below. We can also view the existing vehicle details by clicking on the ‘View’ button.



The screenshot shows a web browser window with the URL `apclap.co.in/wslogin.html`. The page header includes the Government of Andhra Pradesh logo and the text: "Government of Andhra Pradesh", "Municipal Administration & Urban Development Department", "Commissioner & Director of Municipal Administration, Andhra Pradesh", and "Clean Andhra Pradesh (CLAP) : User Fee Master Data Entry". The navigation menu contains: "Commercial Property Details", "Residential Property Details", "Apartment Details", "Vehicles Details", "Demand Details" (highlighted), "Write of Request", "Logout", "Collection Reports", and "Collection Details".

The main content area is titled "Residential" and contains a form with the following fields and buttons:

- Approved month to generate demand:
- Commercial section with the following fields:
 - NO Phone:
 - NO HHType:
 - Pending demand: (Including Phone/HHType)
 - Demand completed:
 - Total citizens:
-
-

- Ward Sanitation secretary can request for demand generation in the Demand Details tab
- He/she can view the pending demand status along with the completed demand status and the count of the total citizens present in his/her jurisdiction.
- When the Ward Secretariat clicks on the 'Send Demand Request', the request for demand generation is sent to his/her commissioner.

apclap.co.in/DemandDelete.html

User Free Application Logout

Write off Request [back](#)

District Name: KRISHNA

ULB Name: VIJAYAWADA

Secretariat Name: 01-Shirdi Sai Nagar

Property Type: Please Select Type

Cluster ID: Please select Cluster

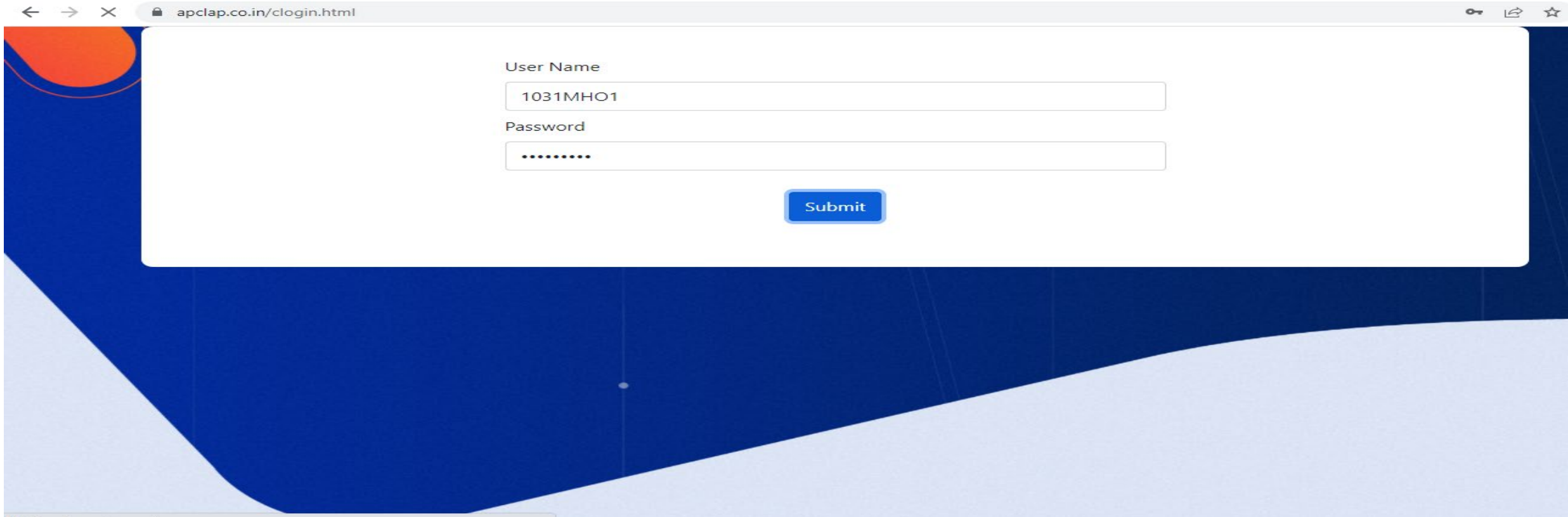
H.H Name: Please Select Name

Raised Ticket Details

S.No	Cluster ID	Property Type	H.H Name	Ticket No.	Demand Month	Request Type	Remarks	CR Raised Date	Status
No Records Found									

- The above screen is the write off request screen where Ward Secretariats can raise a write off requests to the next approving authority.

COMMISSIONER LOGIN



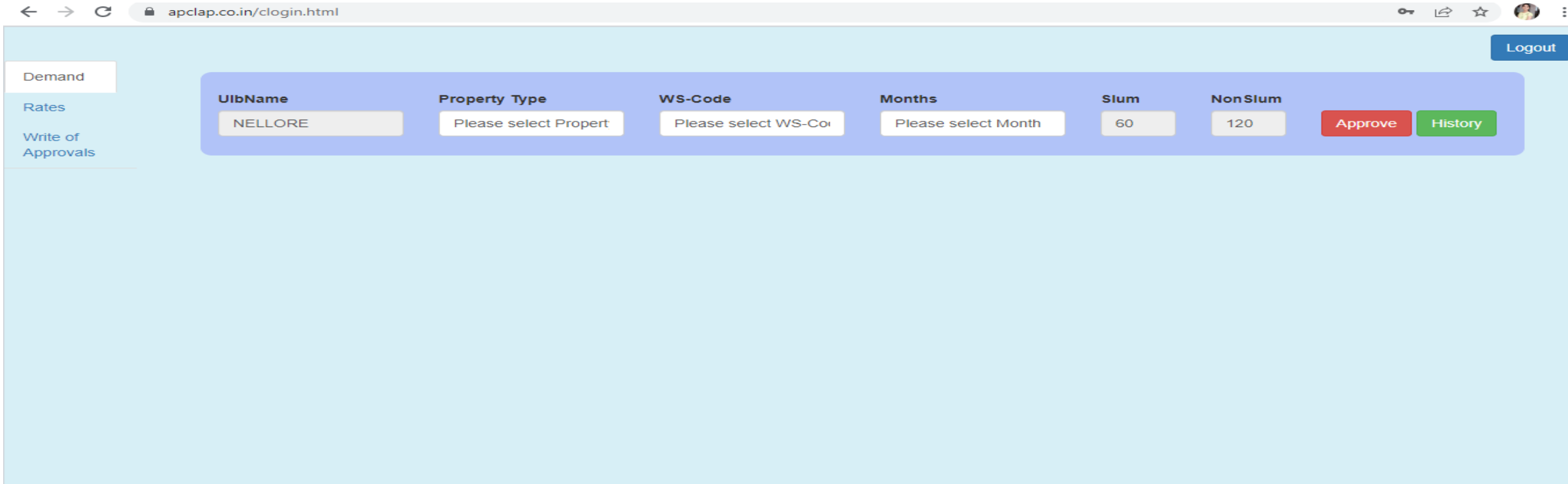
← → × apclap.co.in/clogin.html

User Name

Password

Submit

- Open <https://apclap.co.in/usercharges.html> in any browser Ex:-Chrome/Mozilla.
- The above page will be displayed
- Enter Valid **User Name** and **Password**.
- Click on **Submit** button to **Login**.



apclap.co.in/clogin.html

Logout

Demand

Rates

Write of Approvals

UlbName: NELLORE

Property Type: Please select Propert

WS-Code: Please select WS-Co

Months: Please select Month

Slum: 60

NonSlum: 120

Approve

History

- Here the commissioner provides approval for demand generation request received by selecting the UlbName, Property type, Ward secretariat code and the month from which the demand should be generated.
- Once the commissioner clicks on the 'Approved' button, the respective ward secretariat will receive the approval to generate the demand for the records in his/her login .

apclap.co.in/clogin.html Logout

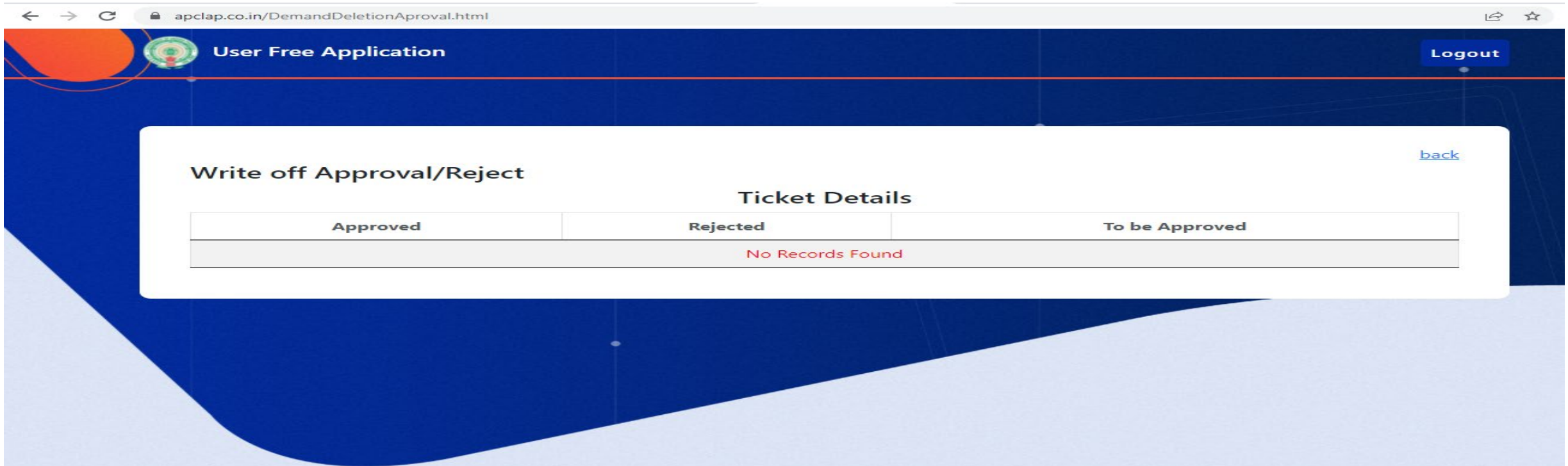
Demand

Rates

Write of Approvals

District	UibName	Slum Rate	Nonslum Rate	
SPSR NELLORE	NELLORE	60	120	Edit

- In the Commissioner login, the commissioner can update the slum and non slum rates for their region by clicking on the 'Rates' .
- Here they should enter the new rates applicable along with the CR copy of the changed rates details.

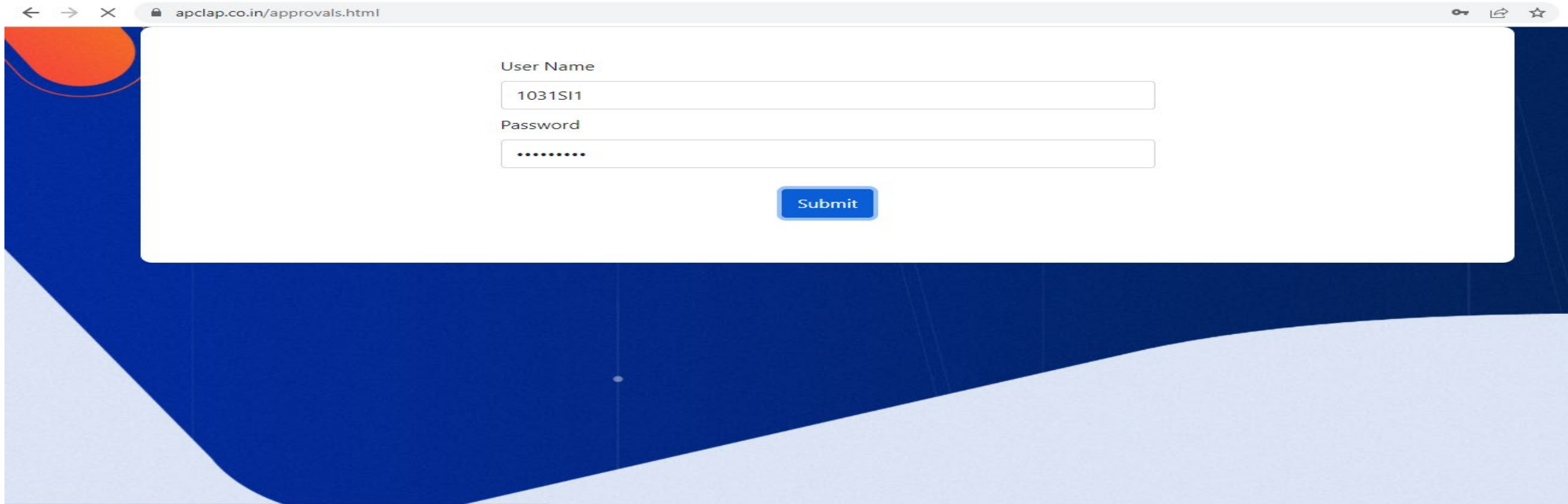


The screenshot shows a web browser window with the URL `apclap.co.in/DemandDeletionApproval.html`. The page header includes a logo, the text "User Free Application", and a "Logout" button. The main content area is titled "Write off Approval/Reject" and contains a "Ticket Details" table. The table has three columns: "Approved", "Rejected", and "To be Approved". The "To be Approved" column is highlighted, and the text "No Records Found" is displayed in red below the table. A "back" link is visible in the top right corner of the content area.

Approved	Rejected	To be Approved
No Records Found		

- In the Commissioner login, the details of Write off Approval he/she received are displayed. He/She can view the count of Approved, Rejected and To be Approved requests.
- When the user clicks on the 'To be Approved', it displays the details of the request that needs approval in the Tabular form.

SI LOGIN



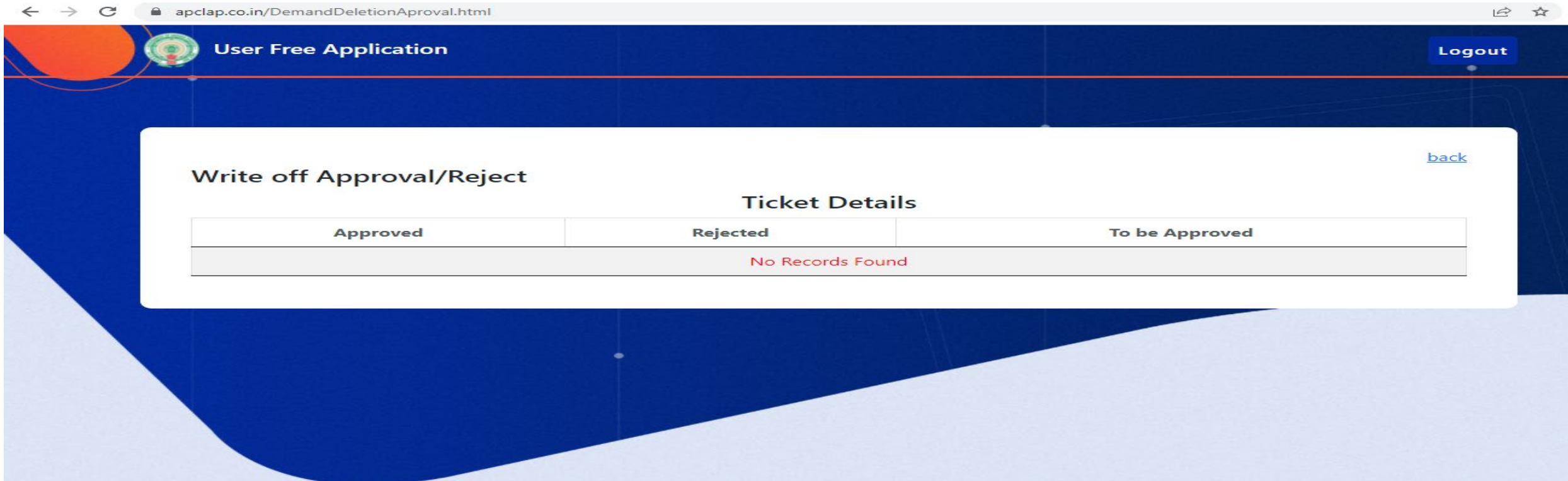
apclap.co.in/approvals.html

User Name
1031SI1

Password
.....

Submit

- Open <https://apclap.co.in/usercharges.html> in any browser Ex:-Chrome/Mozilla.
- The above page will be displayed
- Enter Valid **User Name** and **Password**.
- Click on **Submit** button to **Login**.



apclap.co.in/DemandDeletionApproval.html

User Free Application [Logout](#)

Write off Approval/Reject [back](#)

Approved	Rejected	To be Approved
No Records Found		

- In the Sanitary Inspector login or the next level authority login, the details of write off request he/she received are displayed. He can view the count of Approved, Rejected and To be Approved requests.
- When the user clicks on the 'To be approved', it displays the details of the request that needs approval in the tabular form

ULB LOGIN

← → ↻ apclap.co.in/usercharges.html

User Name

Password

Submit

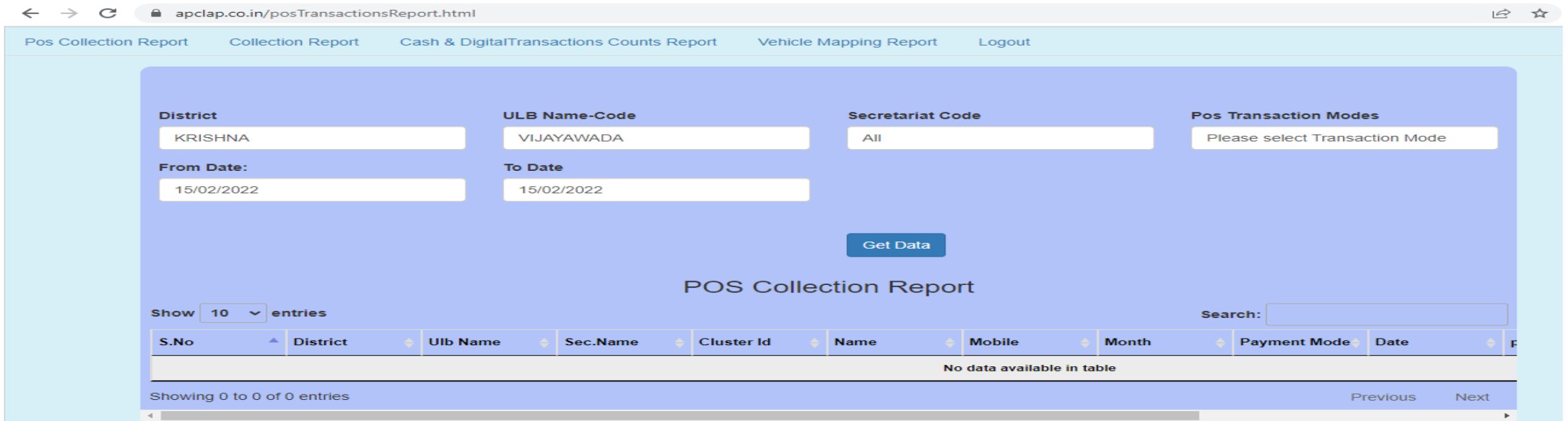
← → ↻ 🔒 apclap.co.in/BinEntryService.html

Bin Entry Service Collection Reports Logout

CLAP-Status of 3 Dust bins(Coloured) Procured and Distributed in the ULB

Name of the District	Name of the ULB	No.of Households(Residential)	No.of Bins Required
<input type="text" value="KRISHNA"/>	<input type="text" value="VIJAYAWADA"/>	<input type="text" value="316662"/>	<input type="text" value="949986"/>
No.of Bins Procured	Estimated Cost (Rs.in lakhs)	No.of Bins Distributed	% Distribution:
<input type="text" value="591746"/>	<input type="text" value="466.86"/>	<input type="text" value="591746"/>	<input type="text" value="62.00"/>
Balance Bins to be Distributed:	Expected Date of Completion	Data Updated Date & Time:2022-02-15 05:35:05.282725	
<input type="text" value="358240"/>	<input type="text" value="15/02/2022"/>		

- After successful ULB login it will show the Bin Entry Service, Collection Reports, Logout.
- Name of the District, Name of the ULB, No.of Households, No.of Bins Required cannot be changed
- ULB Official will enter the required data on the blanks, Hence the data will be successfully



The screenshot shows a web browser window with the URL `apclap.co.in/posTransactionsReport.html`. The page has a navigation bar with links: `Pos Collection Report`, `Collection Report`, `Cash & DigitalTransactions Counts Report`, `Vehicle Mapping Report`, and `Logout`. The main content area is a light blue form with the following fields:

- District:** KRISHNA
- ULB Name-Code:** VIJAYAWADA
- Secretariat Code:** All
- Pos Transaction Modes:** Please select Transaction Mode
- From Date:** 15/02/2022
- To Date:** 15/02/2022

A `Get Data` button is located below the form. Below the form, the title `POS Collection Report` is displayed. There is a `Show 10 entries` dropdown and a `Search:` input field. A table with the following columns is shown:

S.No	District	Ulb Name	Sec.Name	Cluster Id	Name	Mobile	Month	Payment Mode	Date
No data available in table									

At the bottom, it says `Showing 0 to 0 of 0 entries` and has `Previous` and `Next` navigation buttons.

- Next click on Collection Reports , it shows the Pos Collection Report, Collection Report, Cash & DigitalTransactions Counts report , Vehicle Maapping Report and Logout.
- When we click on Pos Collection Report , in this we can select District, ULB Name-Code, Secretariat Code, Pos Transaction Modes, From Date & To Date.
- Click on Get Data,it shows the Pos Collection Report Data.

Collection Report Back Logout

apclap.co.in/PamentTypeCollectionReport.html

District
KRISHNA

ULB Name-Code
VIJAYAWADA

Secretariat Code
All

Transaction Modes
Please select Transaction

From Date:
15/02/2022

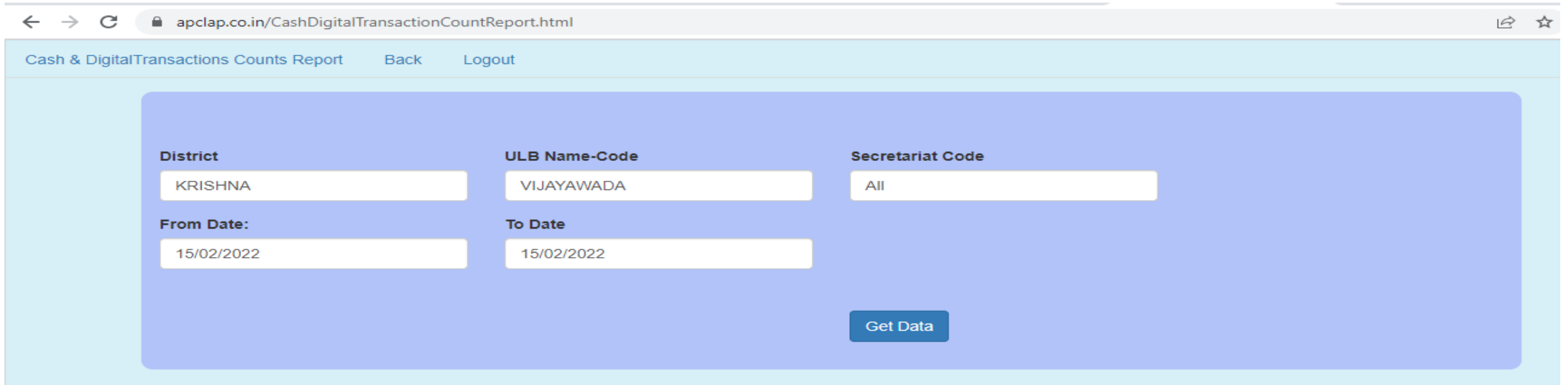
To Date
15/02/2022

Get Data

Collection Report

S.No	District	UlB Name	Sec.Name	Name	Mobile	Month	Payment Mode	Date	property Type	F
------	----------	----------	----------	------	--------	-------	--------------	------	---------------	---

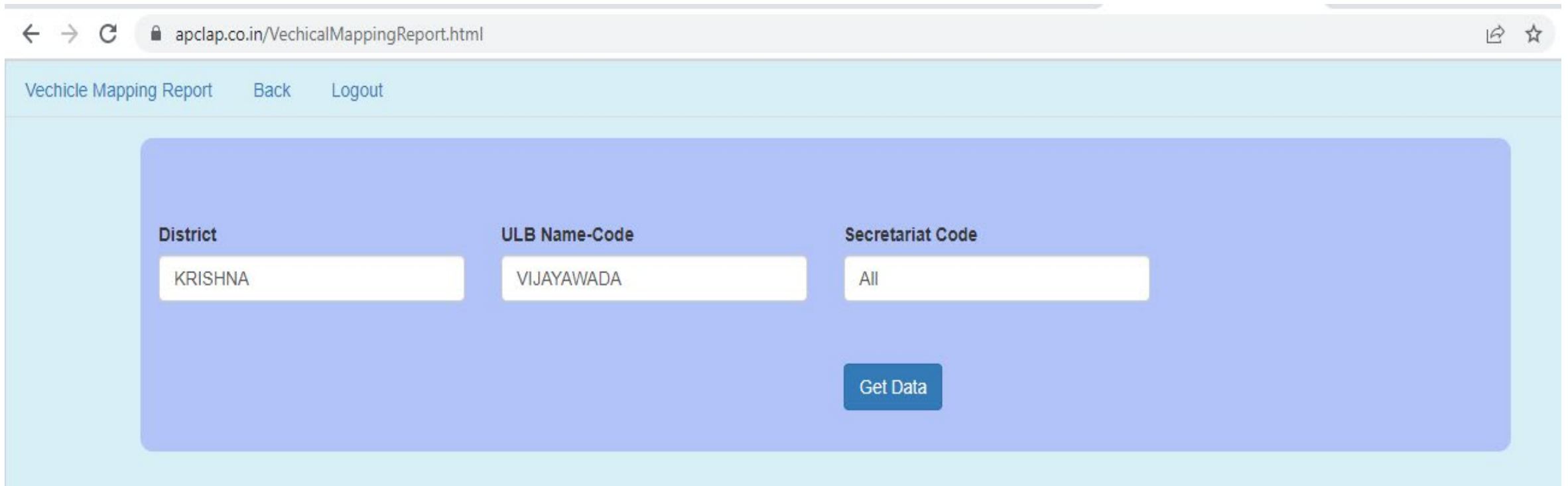
- In Collection Report we can select District, ULB Name-Code, Sectariat Code, Tansaction Modes, From date and To date .
- Click on Get Data , it appears Collection Report data.



The screenshot shows a web browser window with the URL `apclap.co.in/CashDigitalTransactionCountReport.html`. The page title is "Cash & Digital Transactions Counts Report". The interface includes a navigation bar with "Back" and "Logout" links. The main content area is a light blue box containing several input fields and a button:

- District:** Input field containing "KRISHNA".
- ULB Name-Code:** Input field containing "VIJAYAWADA".
- Secretariat Code:** Input field containing "All".
- From Date:** Input field containing "15/02/2022".
- To Date:** Input field containing "15/02/2022".
- Get Data:** A blue button located below the date fields.

- Click on Cash & Digital Transactions Count Report, We can select District, ULB Name-Code, Secretariat Code, From Date & To Date.
- Click on Get Data Button



The screenshot shows a web browser window with the URL `apclap.co.in/VechicalMappingReport.html`. The page title is "Vehicle Mapping Report" and includes navigation links for "Back" and "Logout". The main content area is a light blue box containing three input fields and a button:

District	ULB Name-Code	Secretariat Code
<input type="text" value="KRISHNA"/>	<input type="text" value="VIJAYAWADA"/>	<input type="text" value="All"/>

- Vehicle Mapping Report, it shows the District, ULB Name-Code, Secretariat Code.
- Click on Get Data Button.

← → ↻ https://apclap.co.in/BinEntryService.html

Bin Entry Service Collection Reports Logout

apclap.co.in says
Do you want logout?
OK Cancel

CLAP-Status of [District] [ULB] computed in the ULB

Name of the District	Name of the ULB	No.of Households(Residential)	No.of Bins Required
KRISHNA	VIJAYAWADA	316662	949986
No.of Bins Procured	Estimated Cost (Rs.in lakhs)	No.of Bins Distributed	% Distribution:
591746	466.86	591746	62.00
Balance Bins to be Distributed:	Expected Date of Completion	Data Updated Date & Time:2022-02-15 05:35:05.282725	
358240	15/02/2022		

Save

➤ Logout

NEW WEBSITE



Sri. Y. S. Jaganmohan Reddy
Hon'ble Chief Minister of A.P



CLEAN ANDHRA PRADESH (CLAP)
Municipal Administration Department



Sri. Botsa Satyanarayana
Hon'ble Minister of MA & UD

[HOME](#) [DASHBOARD](#) [MANUALS](#) [CONTACT](#)

CLEAN ANDHRA PRADESH



పరిశుభ్రం అభిగృహం
ఒక అడుగు ముందుకు స్వచ్ఛత వైపు

- Open <https://cdma.apclap.co.in> in any browser Ex:-Chrome/Mozilla.
- The above page will be displayed.



DISTRICT WISE DETAILS



123

TOTAL ULB'S



4119

TOTAL WARD .SEC'S



74803

Total Clusters

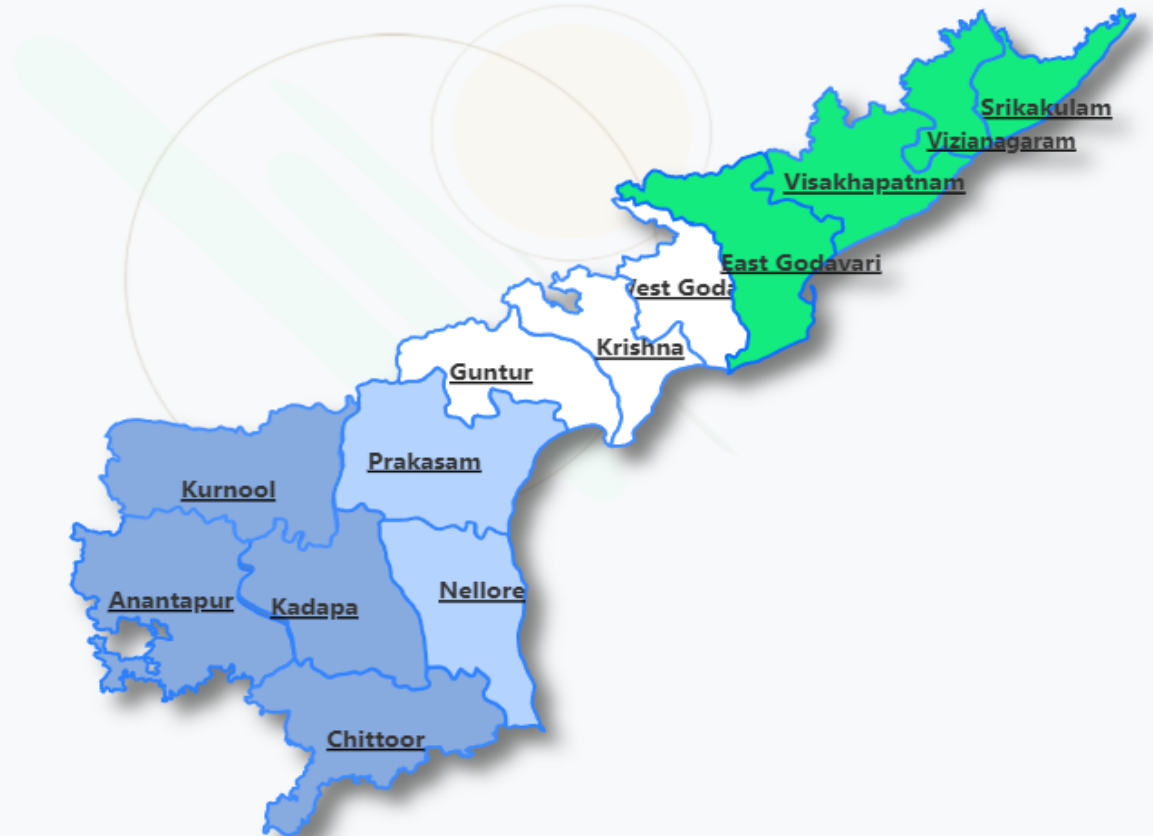


43

TOTAL HH'S IN (LAKHS)

ULB Wise Details

SI No.	Name of the ULB	Name of the Ward.Sec	No. of H.H	No. of Vehicles
1	AMUDALAVALASA	LAXMUDIPETA	1019	0
2	AMUDALAVALASA	KRISHNAPURAM	874	0
3	AMUDALAVALASA	GEDELAVANIPETA	735	0
4	AMUDALAVALASA	METTAKKIVALASA-01	769	0
5	AMUDALAVALASA	METTAKKIVALASA-02	963	0





RESPONSIBILITIES



MUNICIPAL COMMISSIONER

- Preparation of designated route plan to each vehicle for collection of waste.
- Allocation of 2 PH workers to each ward for effective door to door collection of segregated waste.
- ULB has to ensure that no other waste is being collected in auto tipper except wet, dry, e- waste & hazardous waste.
- Monitoring of recorded daily data logs of drivers and workers attendance, repair and maintenance of the vehicles along with daily vehicle tracking GPS reports.
- ULB has to ensure that collected waste was properly transported to designated GTS, treatment facility centers or dumpsite.
- The processing facility or dumpsite should have a proper approach road facility to transport the waste.
- ULB has to provide dedicated, safe and sufficient parking places for vehicles which are being monitored by CC cameras.

SI/WARD SANITARY SECRETARIES/ENVIRONMENTAL SECRETARIES

- Record daily data logs which covers Supervisor, Drivers and Workers attendance, monitored regularly.
- The vehicles should cover all the households waste is collected as per the assigned route plan; the concerned official shall verify the data as per vehicle trip plan.
- Concerned Sanitary Inspector /Environmental & Sanitation Secretary has to monitor the collection and transportation of waste and they have ensured that the work will be done as per the plan.
- The workers should be aware of that Wet Waste collected in Green Colour Compartment, Dry Waste in Blue Colour Compartment and Hazardous Waste in Red Colour Bin, E-Waste in Black Colour Bin attached at back side of vehicle.
- The assigned workers should be with the vehicle until it completes the process of collection and dumping of waste.
- The waste collected is transported to the GTS and dumped in the designated bin placed as per the type of waste.



GALLERY





The screenshot shows a web browser at the URL cdma.apclap.co.in/IDashBoard. The page features a green header with two announcements: "New CLAP Website Launched" and "MIS Reports (Format-I,II,IV,V) updated on the Dashboard". Below the header, there are two profile sections: one for Sri. Y. S. Jaganmohan Reddy, Hon'ble Chief Minister of A.P., and another for Sri. Botsa Satyanarayana, Hon'ble Minister of MA & UD. The central part of the page displays the CLAP logo and the text "CLEAN ANDHRA PRADESH (CLAP) Municipal Administration Department". A navigation bar includes links for HOME, DASHBOARD, MANUALS, and CONTACT. Below this, a row of buttons provides access to various dashboard features: Vehicle Deployment, Day Wise DCB, Monthly DCB, Category DCB, Zero Collection W.Sec, Cash & Digital Transactions, Status of bins, Status of GTS, Road Repairs, YSR UHC, OWMS, and All DCB. At the bottom, a "Useful Links" section contains links for Home, CDMA, and ORGANISATION.

➤ Click on Dashboard, it shows the Vehicle Deployment, Day wise DCB, Monthly DCB, Category DCB, Zero Collection W. Sec, cash Digital Transactions, Status of Bins, Status of GTS, Road Repairs, YSR UHC, OWN All DCB

cdma.apclap.co.in/IDashBoard



Sri. Y. S. Jaganmohan Reddy
Hon'ble Chief Minister of A.P



CLEAN ANDHRA PRADESH (CLAP)
Municipal Administration Department




Sri. Botsa Satyanarayana
Hon'ble Minister of MA & UD

HOME DASHBOARD MANUALS CONTACT

[Vehicle Deployment](#)
[Day Wise DCB](#)
[Monthly DCB](#)
[Category DCB](#)
[Zero Collection W.Sec](#)
[Cash & Digital Transactions](#)
[Status of bins](#)
[Status of GTS](#)
[Road Repairs](#)
[YSR UHC](#)
[OWN All DCB](#)

Excel Search:

S.No	District	Name of the ULB Name	No.of H.Hs	No.of Ward Secrateriats/th>			No.of Vehicles Requested	No.of Vehicles Supplied by SAC	No.of Drivers Reported	No.of Supervisors Reported	Route Map Prepared (Yes/No)	Traning given to Supervisors,PH Works/Drivers (Yes/No)
				No.of Urban Ward Secrateriats	No.of GP Ward Secrateriats	Total						
1	WEST GODAVARI	NARASAPUR	17148	15	0	15	16	16	16	2	YES	YES
2	VISAKHAPATNAM	GVMC	678000	572	6	578	678	361	361	39	YES	YES
3	KRISHNA	MACHILIPATNAM	42559	50	0	50	50	50	50	4	YES	YES
4	EAST GODAVARI	KAKINADA	90843	101	0	101	106	106	106	3	YES	YES
5	WEST GODAVARI	TADERALLIGHEM	25227	25	5	40	40	40	40	2	YES	YES

launched  MIS Reports (Format-I,II,IV,V) updated on the Dashboard



Sri. Y. S. Jaganmohan Reddy
Hon'ble Chief Minister of A.P



CLEAN ANDHRA PRADESH (CLAP)
Municipal Administration Department

Sri. Botsa Satyanarayana
Hon'ble Minister of MA & UD




HOME DASHBOARD MANUALS CONTACT

- Vehicle Deployment
- Day Wise DCB**
- Monthly DCB
- Category DCB
- Zero Collection W.Sec
- Cash & Digital Transactions
- Status of bins
- Status of GTS
- Road Repairs
- YSR UHC
- OWN All DCB

Year: Month:

CLAP Day wise User Fee Demand and Collection for the Month of March-2022

 Excel Search:

S.No	District	Ulb Name	Demand Upto March/2022		Collection Upto February/2022			Daily Targets for March/2022		Achieved on 01/March/2022				
			No. of H.Hs	Demand	No. of H.Hs Paid	Collection	(%)	No. of H.Hs to be Collected	Demand to be Collected	Col. H.Hs	%	Collection (Rs.)	%	Col. H.Hs
1	ANANTHAPUR	DHARMAVARAM	14816	8,93,810	991	59,680	6.68	461	27,804	0	0.00	0	0.00	0
2	ANANTHAPUR	GUNTAKAL	17264	13,24,369	128	7,560	0.57	571	43,894	0	0.00	0	0.00	18
3	YSR KADAPA	KADAPA	49857	36,86,020	271	76,390	2.07	1653	1,20,321	0	0.00	0	0.00	0
4	YSR KADAPA	BROODATHUR	81427	58,54,600	14115	8,02,320	13.70	2244	1,68,412	1	0.05	60	0.04	1



Sri. Y. S. Jaganmohan Reddy
Hon'ble Chief Minister of A.P



CLEAN ANDHRA PRADESH (CLAP)
Municipal Administration Department



Sri. Botsa Satyanarayana
Hon'ble Minister of MA & UD

HOME DASHBOARD MANUALS CONTACT

Vehicle Deployment Day Wise DCB **Monthly DCB** Category DCB Zero Collection W.Sec Cash & Digital Transactions Status of bins Status of GTS Road Repairs YSR UHC OWMS All DCB

CLAP Monthly DCB Report

District: ULB Name-Code: Year: Month:

Search:

S.No	District	Name of the Ulb	November-2021						December-2021							
			Households			Demand			Households			Demand			Household	
			Target	Collected H.Hs	(%)	Target	Collected Amount	(%)	Target	Collected H.Hs	(%)	Target	Collected Amount	(%)		
1	KURNOOL	ADONI	1015	0	0.00	0	0	0.00	0	0	0.00	0	0	0.00	0	
2	EAST GODAVARI	AMALAPURAM	1059	8573	79.81	6,71,580	5,28,350	78.67	10855	7888	72.67	6,95,200	5,04,220	72.53	10972	69
3	WEST GODAVARI	BHIMAVARAM	1074	23308	59.48	25,75,990	15,34,680	59.58	39007	21283	54.56	25,65,800	13,99,340	54.54	38831	16
4	PRAKASAM	CHIRALA	1032	0	0.00	0	0	0.00	0	0	0.00	0	0	0.00	0	
5	ANANTHAPUR	DHARMAVARAM	1002	0	0.00	0	0	0.00	0	0	0.00	0	0	0.00	0	
6	WEST GODAVARI	ELURU	1075	24696	34.67	55,13,169	21,18,589	38.43	71267	18800	26.38	55,25,999	16,41,829	29.71	71527	14
7	KRISHNA	GUDVADA	1058	18558	71.24	18,55,544	13,74,034	70.23	26478	16685	63.04	18,88,034	12,28,574	64.78	26787	13



Sri. Y. S. Jaganmohan Reddy
Hon'ble Chief Minister of A.P



CLEAN ANDHRA PRADESH (CLAP)
Municipal Administration Department



Sri. Botsa Satyanarayana
Hon'ble Minister of MA & UD

[HOME](#) [DASHBOARD](#) [MANUALS](#) [CONTACT](#)

[Vehicle Deployment](#)
[Day Wise DCB](#)
[Monthly DCB](#)
[Category DCB](#)
[Zero Collection W.Sec](#)
[Cash & Digital Transactions](#)
[Status of bins](#)
[Status of GTS](#)
[Road Repairs](#)
[YSR UHC](#)
[OWMS](#)
[All DCB](#)


District:
 ULB Name-Code:
 Year:
 Month:
[Get Data](#)

CLAP Category wise User Fee Demand and Collection for the Month of November-2021



Search:

S.No ↑↓	District ↑↓	Name of the Ulb ↑↓	Residential						Commercial							
			Households (Nos)			Demand (in Rs.)			Households (Nos)			Demand (in Rs.)			Households (Nos)	
			Target ↑↓	Collected H.Hs ↑↓	(%) ↑↓	Target ↑↓	Collected Amount ↑↓	(%) ↑↓	Target ↑↓	Collected H.Hs ↑↓	(%) ↑↓	Target ↑↓	Collected Amount ↑↓	(%) ↑↓	Target ↑↓	Collected H.Hs
1	EAST GODAVARI	AMALAPURAM	9559	7871	82.34	4,76,500	3,93,550	82.59	1183	702	59.34	1,95,080	1,34,800	69.10	10742	8573
2	KRISHNA	GUDIVADA	24008	17300	72.06	16,49,161	11,78,221	71.44	2043	1261	61.72	3,07,380	1,96,070	63.79	26051	18561
3	KRISHNA	MACHILIPATNAM	42225	22715	53.80	22,90,770	12,22,950	53.39	3316	1721	51.90	8,54,550	4,88,000	57.11	45541	24436
4	WEST GODAVARI	BHIMAVARAM	36516	21484	58.83	19,42,170	10,85,100	55.87	2673	1824	68.24	6,33,820	4,49,580	70.93	39189	23308
5	WEST GODAVARI	ELURU	68475	23271	33.98	47,42,560	16,85,840	35.55	2751	1433	52.09	7,70,609	4,33,359	56.24	71226	24704
6	WEST GODAVARI	NARASAPUR	12952	7414	57.24	7,77,120	4,44,840	57.24	1351	741	54.85	2,46,980	1,51,340	61.28	14303	8155
7	WEST GODAVARI	PALAKOL	18887	10959	58.02	11,68,875	7,56,225	64.70	555	329	59.28	1,19,110	79,390	66.65	19442	11288



Sri. Y. S. Jaganmohan Reddy
Hon'ble Chief Minister of A.P



CLEAN ANDHRA PRADESH (CLAP)
Municipal Administration Department



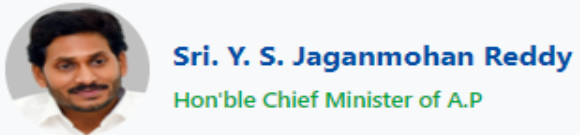
Sri. Botsa Satyanarayana
Hon'ble Minister of MA & UD

Vehicle Deployment Day Wise DCB Monthly DCB Category DCB **Zero Collection W.Sec** Cash & Digital Transactions Status of bins Status of GTS Road Repairs YSR UHC OWMS All DCB

District: KRISHNA | ULB Name-Code: All | Year: Please select Year | Month: Nov | **Get Data**

- KRISHNA
- All
- SRIKAKULAM
- VIZIANAGARAM
- VISAKHAPATNAM
- EAST GODAVARI
- WEST GODAVARI
- KRISHNA
- GUNTUR
- PRAKASAM
- SPSR NELLORE
- CHITTOOR
- YSR KADAPA
- ANANTHAPUR
- KURNOOL





CLEAN ANDHRA PRADESH (CLAP)
Municipal Administration Department

Sri. Botsa Satyanarayana
Hon'ble Minister of MA & UD



HOME DASHBOARD MANUALS CONTACT

Vehicle Deployment Day Wise DCB Monthly DCB Category DCB **Zero Collection W.Sec** Cash & Digital Transactions Status of bins Status of GTS Road Repairs YSR UHC OWMS All DCB

District: EAST GODAVARI ULB Name-Code: MANDAPET Year: 2022 Month: Jan

Get Data

Ward Secretariat / Range wise Collection (%) Report



Search:

S.No	District	Name of the Ulb	Total Ward Sec.	Demand	Collection	Collection (%)	% Range Wise No of.W.s				
							0 %	1 - 25 %	26 - 50 %	51 - 75 %	75 - 100 %
1	EAST GODAVARI	MANDAPET	13	6,15,130	2,90,010	47.15	0	3	5	5	0
Total			13	6,15,130	2,90,010	47.15	0	3	5	5	0

Showing 1 to 1 of 1 entries



Sri. Y. S. Jaganmohan Reddy
Hon'ble Chief Minister of A.P.



CLEAN ANDHRA PRADESH (CLAP)
Municipal Administration Department



Sri. Botsa Satyanarayana
Hon'ble Minister of MA & UD

HOME DASHBOARD MANUALS CONTACT

Vehicle Deployment Day Wise DCB Monthly DCB Category DCB Zero Collection W.Sec **Cash & Digital Transactions** Status of bins Status of GTS Road Repairs YSR UHC OWMS All DCB

Cash & Digital Transactions Demand & Collection up to February-2022

District: ULB Name-Code: Year: Month:

Get Data

Search:

Name of the Uib	Demand		Collection							
	No. of H.Hs (Res&Comm)	Demand (Rs.)	Cash		Digital		Total		Collection %	Digital Collection %
			No. of Receipts	Collection (in Rs.)	No. of Receipts	Collection (in Rs.)	No. of Receipts	Collection (in Rs.)		
PRODDATUR	41115	29,55,010	957	64,750	24	1,380	981	66,130	2.24	2.09
ADONI	39782	21,17,940	12733	4,76,610	119	4,260	12852	4,80,870	22.70	0.89
KURNOOL	167364	1,39,34,760	61350	47,53,530	294	36,040	61644	47,89,570	34.37	0.75
NANDYAL	47796	20,96,330	319	13,720	345	12,420	664	26,140	1.25	47.51
NELLORE	31975	38,78,010	380	84,700	0	0	380	84,700	2.18	0.00
MALAPURAM	43751	27,96,630	24865	15,62,450	70	6,520	24935	15,68,970	56.10	0.42
7 EAST GODAVARI KAKINADA	207576	1,87,73,750	107704	90,53,537	1683	1,52,238	109387	92,05,775	49.04	1.65



CLEAN ANDHRA PRADESH (CLAP)
Municipal Administration Department

Sri. Botsa Satyanarayana
Hon'ble Minister of MA & UD



HOME DASHBOARD MANUALS CONTACT

Vehicle Deployment Day Wise DCB Monthly DCB Category DCB Zero Collection W.Sec **Cash & Digital Transactions** Status of bins Status of GTS Road Repairs YSR UHC OWMS All DCB

Cash & Digital Transactions Demand & Collection up to February-2022

District: PRAKASAM ULB Name-Code: GIDDALUR Year: 2022 Month: Feb [Get Data](#)

S.No	District	Name of the Ulb	Demand		Collection							
			No. of H.Hs (es&Comm)	Demand (Rs.)	Cash		Digital		Total		Collection %	Digital Collection %
					No. of Receipts	Collection (in Rs.)	No. of Receipts	Collection (in Rs.)	No. of Receipts	Collection (in Rs.)		
No data available in table												

Showing 0 to 0 of 0 entries

Previous Next





Sri. Y. S. Jagannathan Reddy
Hon'ble Chief Minister of A.P



CLEAN ANDHRA PRADESH (CLAP)
Municipal Administration Department



Sri. Botsa Satyanarayana
Hon'ble Minister of MA & UD

HOME DASHBOARD MANUALS CONTACT

Vehicle Deployment Day Wise DCB Monthly DCB Category DCB Zero Collection W.Sec Cash & Digital Transactions **Status of bins** Status of GTS Road Repairs YSR UHC OWMS All DCB

District


All

ULB Name-Code

Please Select Ulb Name

Get Data

CLAP-Status of 3 Dust bins(Coloured) Procured and Distributed in the ULB



Search:

S.No	District	Name of the ULB Name	No.of H.Hs	No.of Bins Required	Estimated Cost (Rs.in lakhs)	No.of Bins Procured	No.of Bins Distributed	% of Distribution	Balance Bins to be Distributed:	% of Bal Distribution	Expected Date Of completion	Last Updated Date
1	SRIKAKULAM	AMUDALAVALASA	10133	32000	26.25	24000	24000	75.00	8000	25.00	31/01/2022	2022-01-19 05:04:14.648548
2	SRIKAKULAM	ICHAPURAM	12354	37062	25.00	12000	12000	32.00	25062	67.00	31/01/2022	2022-01-19 05:04:03.095931
3	SRIKAKULAM	PALASAKASIBUGGA	17900	53700	45.02	53700	53700	100.00	0	0.00	20/01/2022	2022-01-29 13:06:09.450706
4	SRIKAKULAM	SRIKAKULAM	55471	166413	93.00	166413	166413	100.00	0	0.00	15/12/2021	2022-03-10 13:19:47.760007
5	SRIKAKULAM	RAJAM	12000	36000	42.00	12000	12000	33.00	24000	66.00	31/01/2022	2022-01-19 05:03:53.780781

District: KRISHNA ULB Name-Code: NUZVIDU **Get Data**

CLAP-Status of 3 Dust bins(Coloured) Procured and Distributed in the ULB

Search:

	No. of H.Hs	No. of Bins Required	Estimated Cost (Rs.in lakhs)	No. of Bins Procured	No. of Bins Distributed	% of Distribution	Balance Bins to be Distributed:	% of Bal Distribution	Expected Date Of completion	Last Updated Date
NUZVIDU	13650	40950	30.00	40950	40950	100.00	0	0.00	01/01/2022	2022-01-19 06:12:06.060962
	13650	40950	30.00	40950	40950	100.00	0	0.00		

Showing 1 to 2 of 2 entries

 New CLAP Website Launched  MIS Reports (Format-I,II,IV,V) updated on the Dashboard



Sri. Y. S. Jagannathan Reddy
Hon'ble Chief Minister of A.P




CLEAN ANDHRA PRADESH (CLAP)
Municipal Administration Department



Sri. Botsa Satyanarayana
Hon'ble Minister of MA & UD

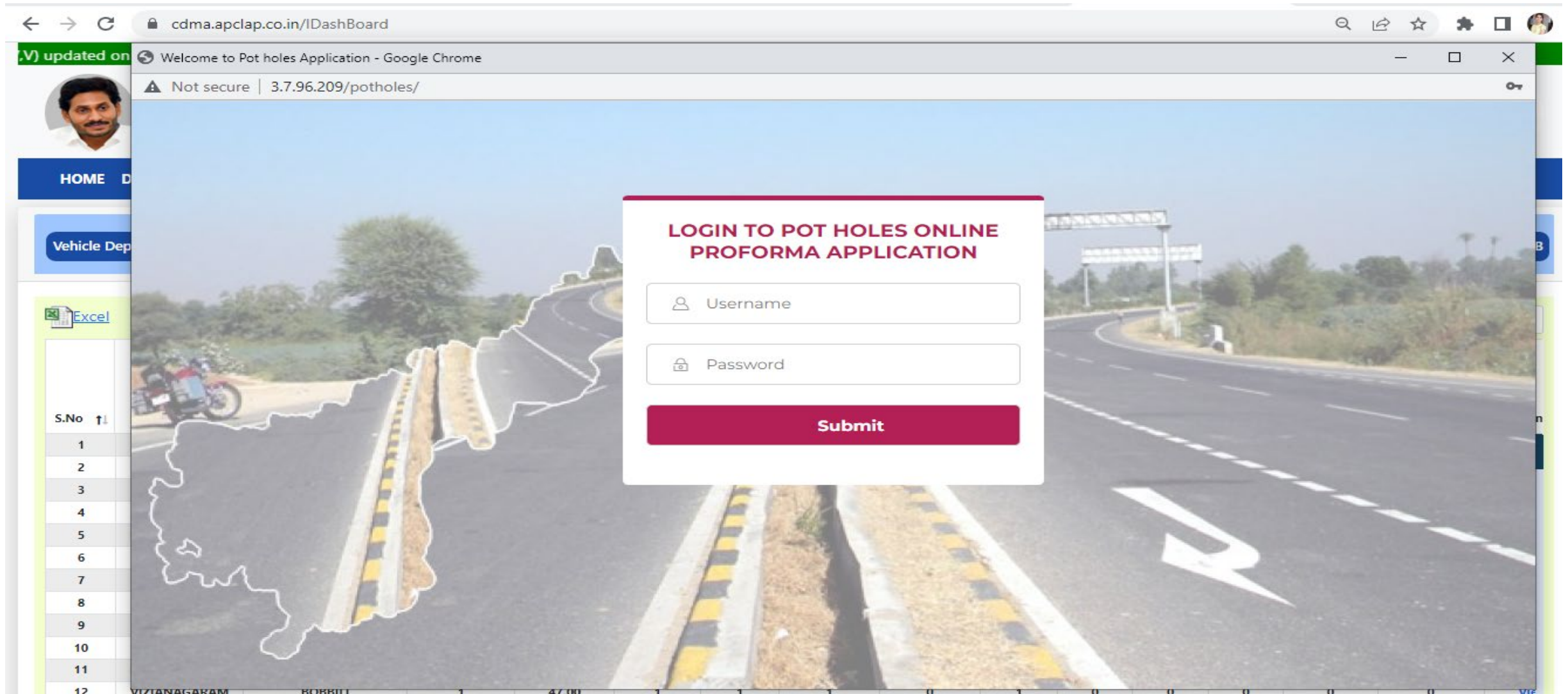
HOME DASHBOARD MANUALS CONTACT

Vehicle Deployment Day Wise DCB Monthly DCB Category DCB Zero Collection W.Sec Cash & Digital Transactions Status of bins **Status of GTS** Road Repairs YSR UHC OWMS All DCB



Search:

S.No	District	Name of the ULB Name	No.of GTSS Sanctioned	Estimated Cost (Rs.in lakhs)	No.of GTSS tender Finalize	No.of GTSS Work Order Issued	No.of GTSS Work Grounded	Balance GTSS to be Grounded	No.og Earth Work Level	No.of Base Level	NO.of Lintel Level	No.of Roof Level	No.of Finishing Level	No.of Completed Level	View Location
1	ANANTAPUR	RAYADURG	1	19.40	1	1	1	0	1	0	0	0	0	0	View
2	CHITTOOR	PALAMANER	1	75.00	1	1	1	0	0	0	1	0	0	0	View
3	CHITTOOR	SRIKALAHASTI	2	125.00	2	2	1	1	1	0	0	0	0	0	View
4	SRIKAKULAM	ICHAPURAM	1	32.00	0	0	0	1	0	0	0	0	0	0	View
5	EAST GODAVARI	PEDDAPURAM	1	28.00	1	1	1	0	1	0	0	0	0	0	View
6	SRIKAKULAM	PALAKONDA	2	80.00	2	2	1	1	1	0	0	0	0	0	View
7	YSR KADAPA	RAJAMPET	1	57.00	0	0	0	1	0	0	0	0	0	0	View
8	CHITTOOR	PUTTUR	2	120.00	2	2	2	0	2	0	0	0	0	0	View
9	YSR KADAPA	JAMMALAMADUGU	1	80.00	1	1	1	0	1	0	0	0	0	0	View
10	SRIKAKULAM	AMUDALAVALASA	1	50.00	1	1	1	0	1	0	0	0	0	0	View
11	EAST GODAVARI	MUMMIDIVARAM	1	48.35	1	1	0	1	0	0	0	0	0	0	View



cdma.apclap.co.in/IDashBoard

Welcome to Pot holes Application - Google Chrome

Not secure | 3.7.96.209/potholes/

LOGIN TO POT HOLES ONLINE PROFORMA APPLICATION

Submit

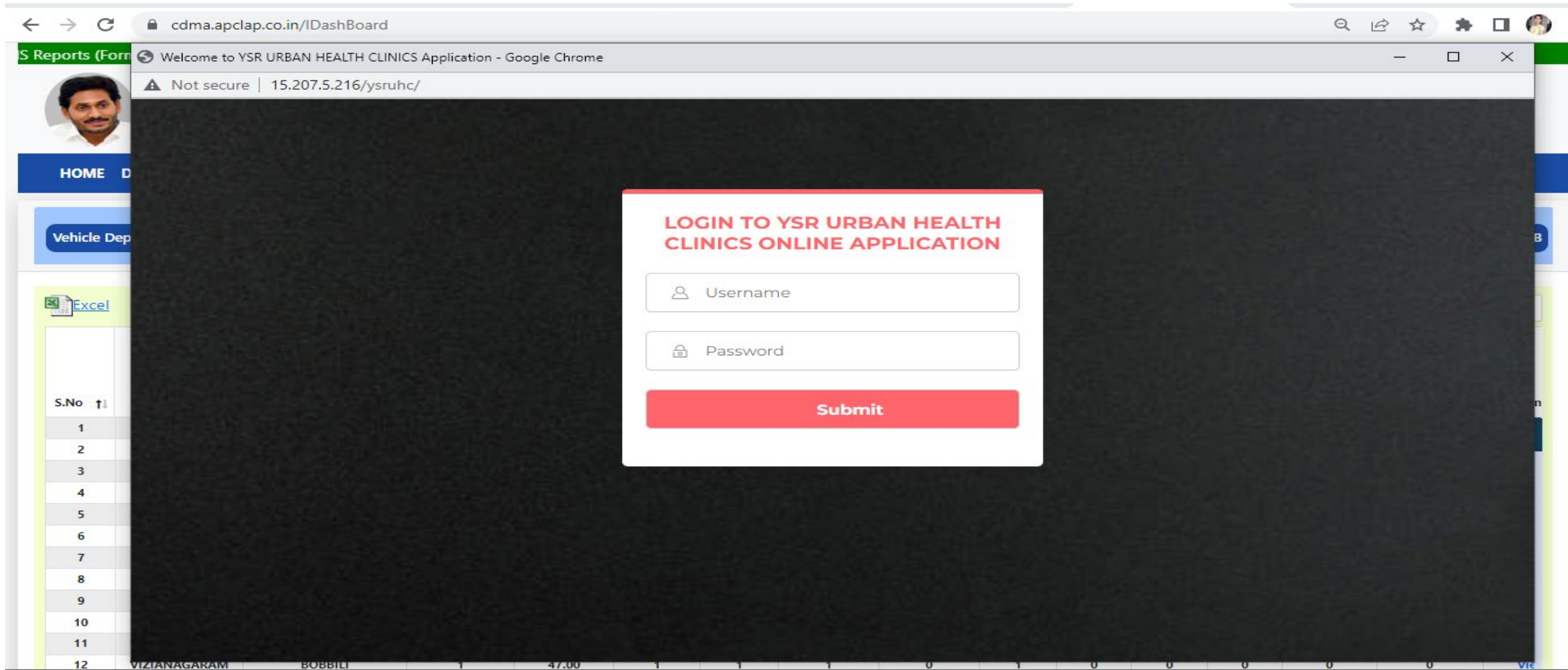
HOME D

Vehicle Dep

Excel

S.No	↑↓
1	
2	
3	
4	
5	
6	
7	
8	
9	
10	
11	
12	

VIZIANAGARAM BOBBILI 47.00



cdma.apclap.co.in/IDashBoard

Welcome to YSR URBAN HEALTH CLINICS Application - Google Chrome

Not secure | 15.207.5.216/ysruhcl/

LOGIN TO YSR URBAN HEALTH CLINICS ONLINE APPLICATION

Username

Password

Submit

HOME

Vehicle Dep

Excel

S.No	
1	
2	
3	
4	
5	
6	
7	
8	
9	
10	
11	
12	VIZIANAGARAM BOBBILI 47.00 0 0 0 0 0 0 0 0 0 0

cdma.apclap.co.in/IDashBoard

OWMS - Google Chrome

Not secure | apsmartcity.com/#/ds/web/rtms/maindashboard

ఆంధ్రప్రదేశ్ ప్రభుత్వం **ONLINE WASTE MANAGEMENT SYSTEM**
 COMMISSIONER & DIRECTOR OF MUNICIPAL ADMINISTRATION

HOME D

Vehicle Dep

Excel

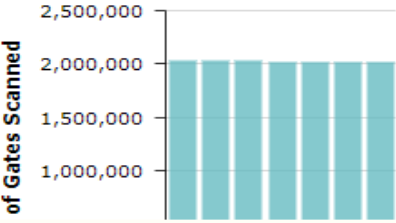
S.No	↑↓
1	
2	
3	
4	
5	
6	
7	
8	
9	
10	
11	
12	

Gates Scanned
215166 / 2026875

Total Scanned vs Total Gates

11% 11%

Gates Scanned - Last 7 Days

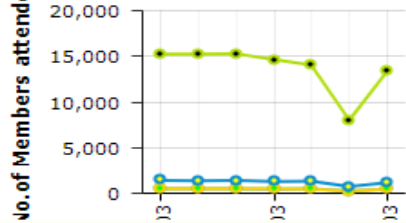


Attendance
15450 / 34036

Total Present vs Total Members

45% 45%

Attendance - Last 7 Days




Weighment in Tons
0 / 6400

Total Collected vs Target Weighment

0% 0%

Weighment - Last 7 Days

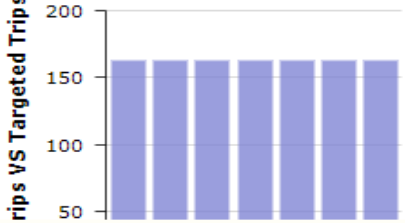


Transportation
0 / 163

Travelled Trips vs Total Trips

0% 0%

Transportation - Last 7 Days



Powered by Dreamstep Software Innovations Pvt Ltd. #46-22-3, 3rd Floor, Polaris Building Danavaipeta, Rajahmundry. +91 9133313567 support@dreamstep.in



Sri. Y. S. Jaganmohan Reddy
Hon'ble Chief Minister of A.P



CLEAN ANDHRA PRADESH (CLAP)
Municipal Administration Department



Sri. Botsa Satyanarayana
Hon'ble Minister of MA & UD

[HOME](#) [DASHBOARD](#) [MANUALS](#) [CONTACT](#)

CLAP PRESENTATION



➤ In Manuals tab we have details about the clap project on how to use the application.



Sri. Y. S. Jaganmohan Reddy
Hon'ble Chief Minister of A.P



CLEAN ANDHRA PRADESH (CLAP)
Municipal Administration Department



Sri. Botsa Satyanarayana
Hon'ble Minister of MA & UD

[HOME](#) [DASHBOARD](#) [MANUALS](#) [CONTACT](#)



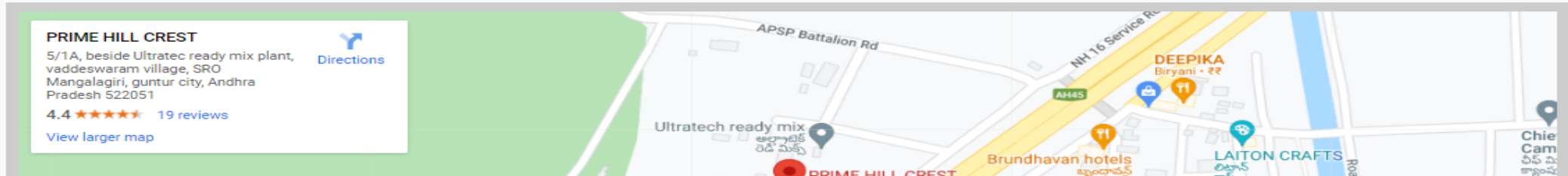
Telefax: 0866 2456708



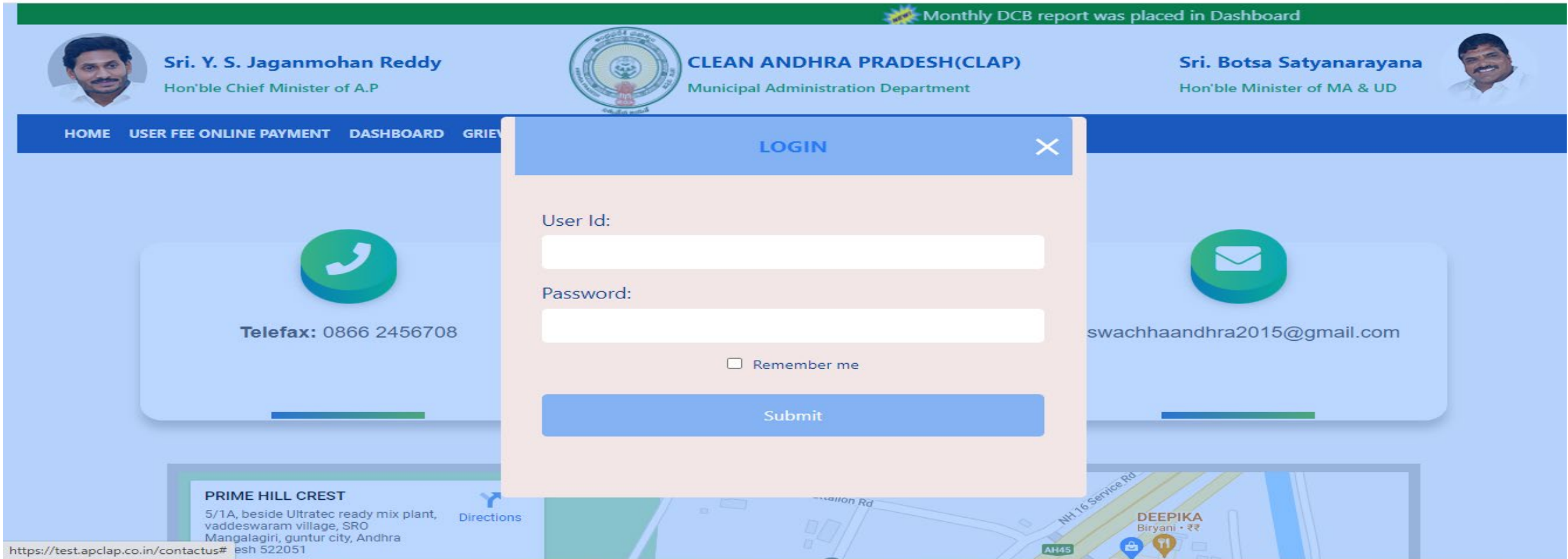
Commissioner & Director of Municipal Administration, PRIME HILL
CREST, 4th Floor, Near DGP Office, Vaddeswaram Village,
Mangalagiri, Andhra Pradesh.
Pincode: 522502



msection@cdma.gov.in



➤ Click on Contact, it shows the Contact Number, Address & Email.



The screenshot shows a web application interface for the Municipal Administration Department of Clean Andhra Pradesh (CLAP). At the top, there is a green notification bar that reads "Monthly DCB report was placed in Dashboard". Below this, the header includes the profile of Sri. Y. S. Jaganmohan Reddy, Hon'ble Chief Minister of A.P., the CLAP logo, and the profile of Sri. Botsa Satyanarayana, Hon'ble Minister of MA & UD. A navigation menu contains "HOME", "USER FEE ONLINE PAYMENT", "DASHBOARD", and "GRIEVANCES". A central "LOGIN" modal is open, featuring input fields for "User Id:" and "Password:", a "Remember me" checkbox, and a "Submit" button. The background shows contact information for "PRIME HILL CREST" and a map snippet.

- Enter Valid **User Name(Ward Secretariat Code)** and **Password**.
- Click on **Submit** button to **Login**.



The screenshot shows the user interface of the CLAP (Clean Andhra Pradesh) web application. On the left is a blue sidebar menu with the following items: Home, Services (with an upward arrow), WS Login, Collection, Write Off Request, Name Change Request, Reports (with a downward arrow), Change Password, and Logout. The main content area has a white header with the CLAP logo, a hamburger menu icon, the text "CLEAN ANDHRA PRADESH (CLAP) Municipal Administration Development Department Commissioner & Director of Municipal Administration, A.P", and a user profile icon with the ID "21001002". Below the header is a light blue banner with the copyright notice "© 2020 CLAP All rights reserved."

➤ Click on Services , it shows WS Login, Collection, Write off Request, Name Change Request.



CLEAN ANDHRA PRADESH (CLAP)
Municipal Administration Development Department
Commissioner & Director of Municipal Administration, A.P.

21001002

COMMERCIAL PROPERTY DETAILS | RESIDENTIAL PROPERTY DETAILS | APARTMENT DETAILS | VEHICLES DETAILS | DEMAND DETAILS

District Name
ANANTHAPUR

ULB Name
ANANTAPUR

Secretariat Code
21001002

Secretariat Name
MGCOLONY

Cluster Id
Please Select Cluster

Type of Establishment Category
Please Select Category

Type of Establishment Sub Category

Rate Fixed by ULB

Category as per Council Resolution

Name of the Establishment

Trade License No. if any

Trader Name

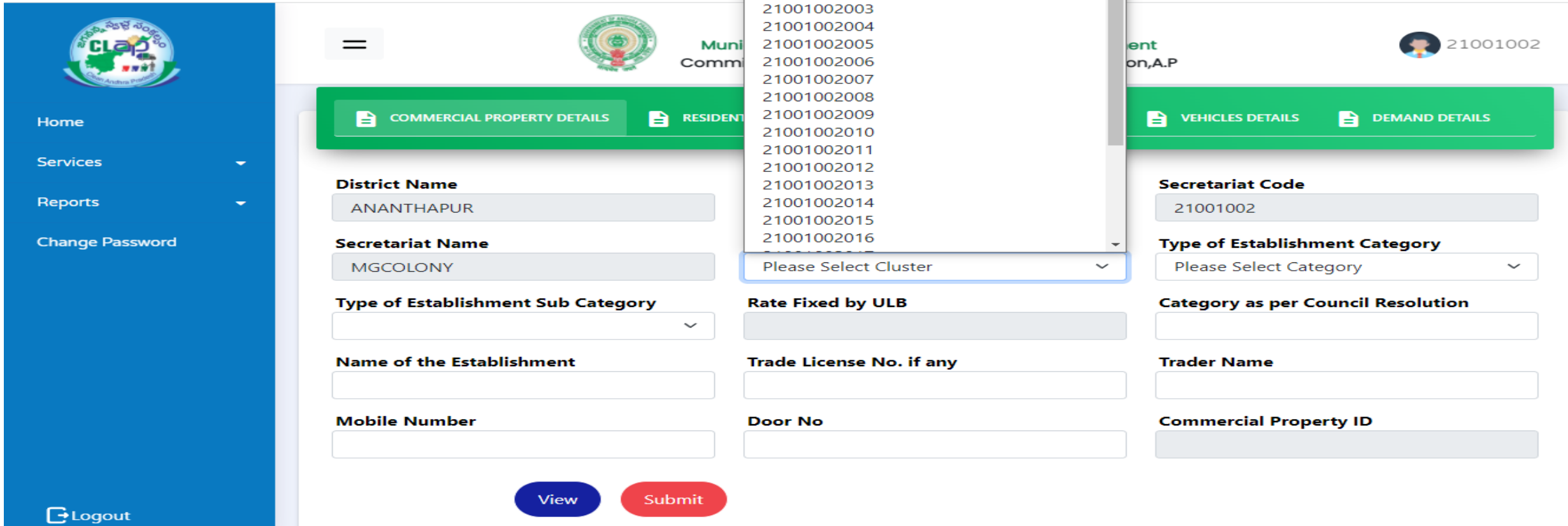
Mobile Number

Door No

Commercial Property ID

View Submit

- After Successful Login admin will redirect to Enter **Commercial Property Details** Screen by default where Ward Secretariat will enter **Commercial Property Details**. Same time application will load all the **Clusters** available in that Ward secretariat.
- Ward Secretariat can also view **Residential Property Details**, **Apartment Details**, **Vehicle Details**, **Demand Details** screens in his/her login.



Home
Services
Reports
Change Password
Logout

COMMERCIAL PROPERTY DETAILS RESIDENTIAL PROPERTY DETAILS

District Name
ANANTHAPUR

Secretariat Name
MGCOLONY

Type of Establishment Sub Category

Name of the Establishment

Mobile Number

Rate Fixed by ULB

Trade License No. if any

Door No

Secretariat Code
21001002

Type of Establishment Category
Please Select Category

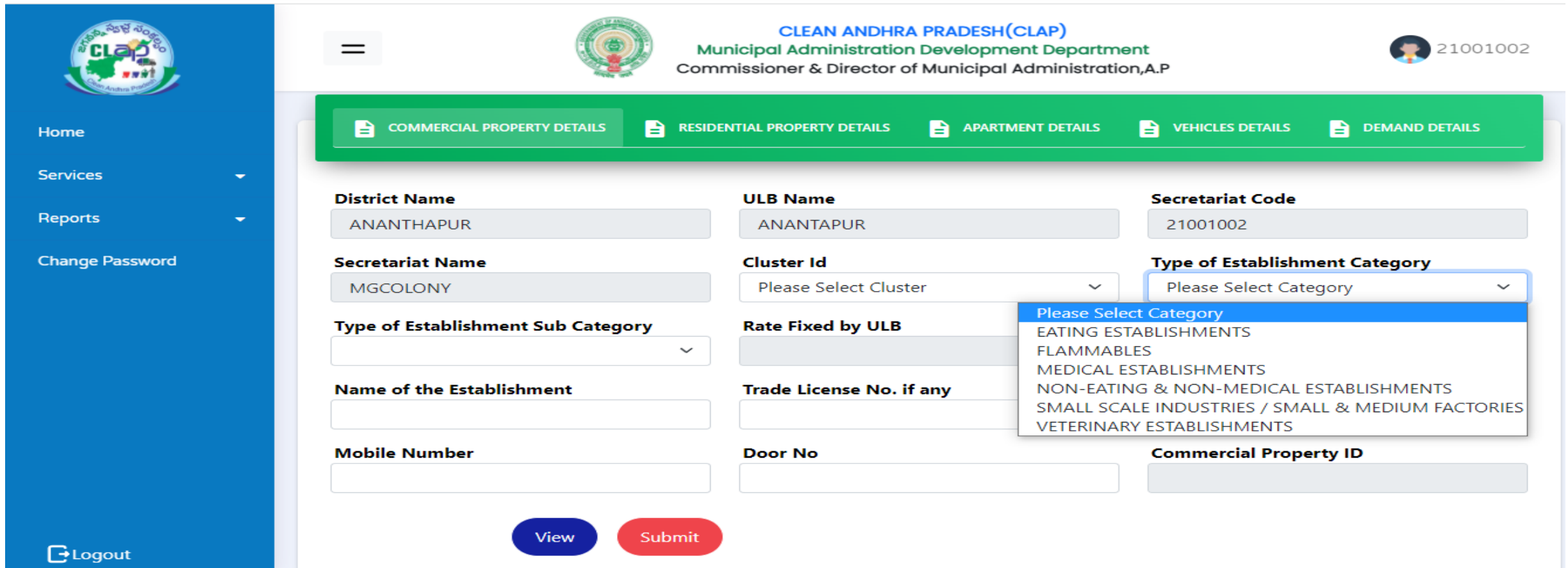
Category as per Council Resolution

Trader Name

Commercial Property ID

View Submit

➤ Click on Cluster ID field dropdown to view all the available clusters in that Ward Secretariat.



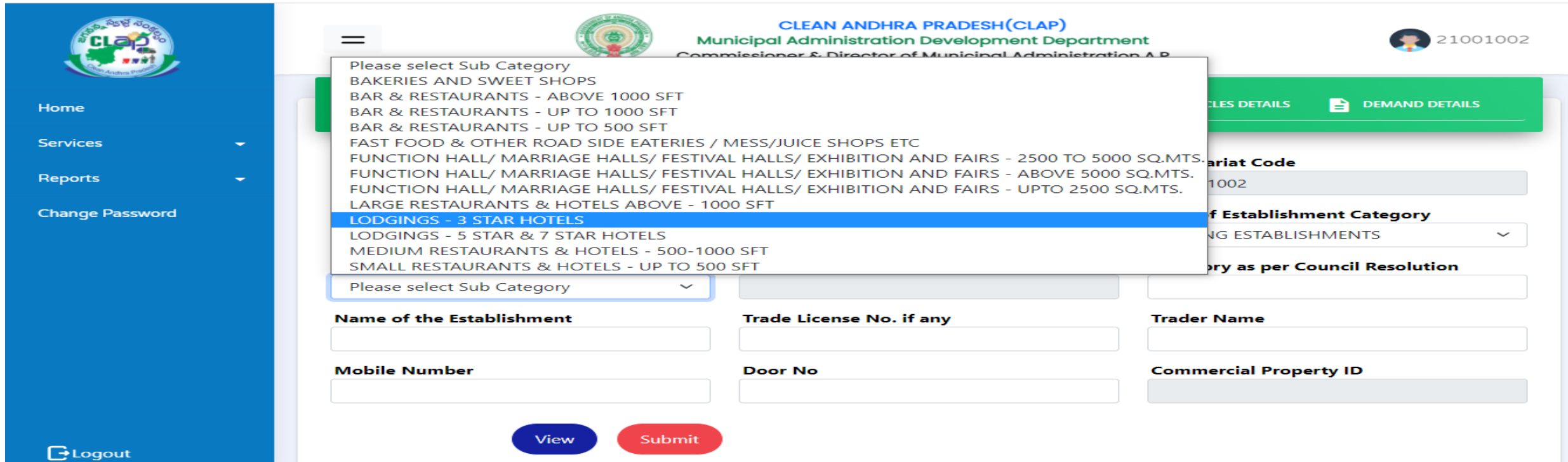
The screenshot shows the 'COMMERCIAL PROPERTY DETAILS' form in the CLAP system. The form is divided into several sections with input fields and dropdown menus. A dropdown menu for 'Type of Establishment Category' is open, showing a list of predefined categories. The form includes fields for District Name, ULB Name, Secretariat Code, Secretariat Name, Cluster Id, Type of Establishment Sub Category, Rate Fixed by ULB, Name of the Establishment, Trade License No. if any, Mobile Number, Door No, and Commercial Property ID. Navigation buttons 'View' and 'Submit' are located at the bottom of the form.

Field Name	Value / Options
District Name	ANANTHAPUR
ULB Name	ANANTAPUR
Secretariat Code	21001002
Secretariat Name	MGCOLONY
Cluster Id	Please Select Cluster
Type of Establishment Category	Please Select Category (Open dropdown)
Type of Establishment Sub Category	
Rate Fixed by ULB	
Name of the Establishment	
Trade License No. if any	
Mobile Number	
Door No	
Commercial Property ID	

Type of Establishment Category (Open dropdown):

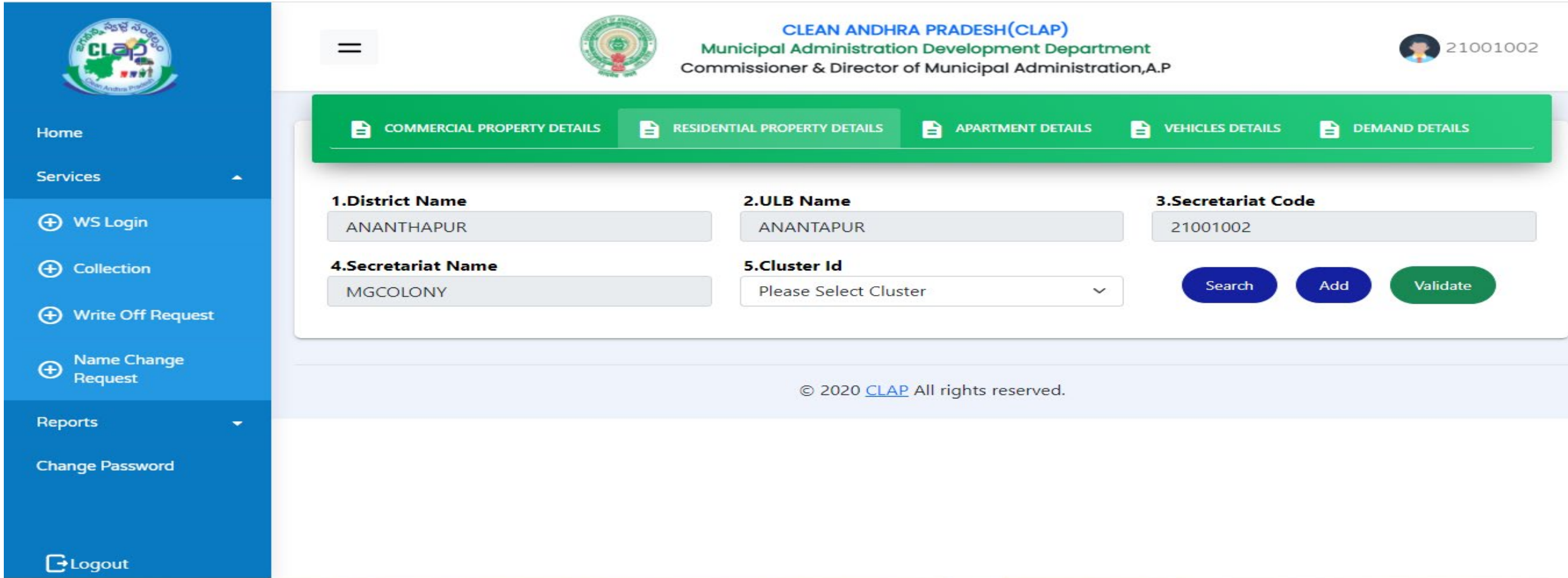
- Please Select Category
- EATING ESTABLISHMENTS
- FLAMMABLES
- MEDICAL ESTABLISHMENTS
- NON-EATING & NON-MEDICAL ESTABLISHMENTS
- SMALL SCALE INDUSTRIES / SMALL & MEDIUM FACTORIES
- VETERINARY ESTABLISHMENTS

➤ In order to enter Commercial property details Ward Secretariat should select Type of Establishment Category which are predefine by their ULB



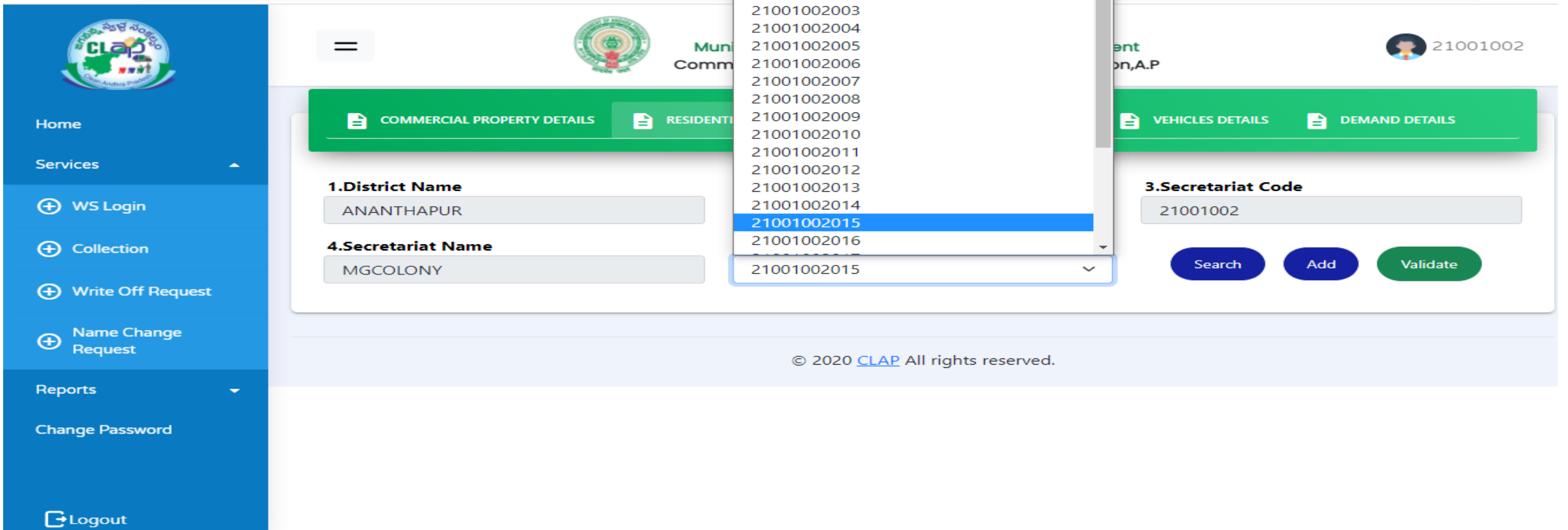
The screenshot displays the CLAP (Clean Andhra Pradesh) web application interface. The header includes the CLAP logo, the text "CLEAN ANDHRA PRADESH (CLAP) Municipal Administration Development Department", and the user ID "21001002". A blue sidebar on the left contains navigation options: Home, Services, Reports, Change Password, and Logout. The main content area features a form with a dropdown menu for "Please select Sub Category". The dropdown is open, showing a list of sub-categories: BAKERIES AND SWEET SHOPS, BAR & RESTAURANTS - ABOVE 1000 SFT, BAR & RESTAURANTS - UP TO 1000 SFT, BAR & RESTAURANTS - UP TO 500 SFT, FAST FOOD & OTHER ROAD SIDE EATERIES / MESS/JUICE SHOPS ETC, FUNCTION HALL/ MARRIAGE HALLS/ FESTIVAL HALLS/ EXHIBITION AND FAIRS - 2500 TO 5000 SQ.MTS., FUNCTION HALL/ MARRIAGE HALLS/ FESTIVAL HALLS/ EXHIBITION AND FAIRS - ABOVE 5000 SQ.MTS., FUNCTION HALL/ MARRIAGE HALLS/ FESTIVAL HALLS/ EXHIBITION AND FAIRS - UPTO 2500 SQ.MTS., LARGE RESTAURANTS & HOTELS ABOVE - 1000 SFT, LODGINGS - 3 STAR HOTELS (highlighted in blue), LODGINGS - 5 STAR & 7 STAR HOTELS, MEDIUM RESTAURANTS & HOTELS - 500-1000 SFT, and SMALL RESTAURANTS & HOTELS - UP TO 500 SFT. Below the dropdown are input fields for "Name of the Establishment", "Trade License No. if any", "Trader Name", "Mobile Number", "Door No", and "Commercial Property ID". At the bottom of the form are "View" and "Submit" buttons.

- Type of Establishment Sub Category displays list of sub categories which comes under the selected main category.
- Click on submit button to save the entered record.
- Click on View button to view the saved records/existing records by selecting the cluster ID
- The Ward Secretariat has the option to delete the record also by clicking on the delete button if demand is not generated for that record.




The screenshot shows the 'Residential Property Details' page. At the top, there is a header for 'CLEAN ANDHRA PRADESH (CLAP) Municipal Administration Development Department' with the user ID '21001002'. Below the header is a navigation bar with five tabs: 'COMMERCIAL PROPERTY DETAILS', 'RESIDENTIAL PROPERTY DETAILS' (which is active), 'APARTMENT DETAILS', 'VEHICLES DETAILS', and 'DEMAND DETAILS'. The main content area contains five input fields: '1. District Name' (ANANTHAPUR), '2. ULB Name' (ANANTAPUR), '3. Secretariat Code' (21001002), '4. Secretariat Name' (MGCOLONY), and '5. Cluster Id' (Please Select Cluster). There are three buttons: 'Search' (blue), 'Add' (blue), and 'Validate' (green). At the bottom, there is a copyright notice: '© 2020 CLAP All rights reserved.'

➤ This is the Residential Property Details Page.




The screenshot displays the ALLVY software interface. On the left is a blue sidebar with navigation options: Home, Services (with a dropdown arrow), WS Login, Collection, Write Off Request, Name Change Request, Reports (with a dropdown arrow), Change Password, and Logout. The main content area is white and features a header with a logo and the text 'Municipal Corporation, A.P.'. Below the header, there are two tabs: 'COMMERCIAL PROPERTY DETAILS' and 'RESIDENTIAL PROPERTY DETAILS'. The 'RESIDENTIAL PROPERTY DETAILS' tab is active. It contains three input fields: '1. District Name' with 'ANANTHAPUR', '4. Secretariat Name' with 'MGCOLONY', and '3. Secretariat Code' with '21001002'. A dropdown menu is open, showing a list of cluster codes from 21001002003 to 21001002016, with '21001002015' selected and highlighted in blue. Below the dropdown are three buttons: 'Search', 'Add', and 'Validate'. At the bottom of the main content area, there is a copyright notice: '© 2020 CLAP All rights reserved.'


- Here we select the Cluster for which we want to display the residential details.
- Then click search button to display the Residential Property Details for that cluster.



- Home
- Services
 - WS Login
 - Collection
 - Write Off Request
 - Name Change Request
- Reports
 - Change Password
- Logout



CLEAN ANDHRA PRADESH (CLAP)
Municipal Administration Development Department
Commissioner & Director of Municipal Administration, A.P

 21001002

COMMERCIAL PROPERTY DETAILS |
 RESIDENTIAL PROPERTY DETAILS |
 APARTMENT DETAILS |
 VEHICLES DETAILS |
 DEMAND DETAILS

1. District Name

2. ULB Name

3. Secretariat Code

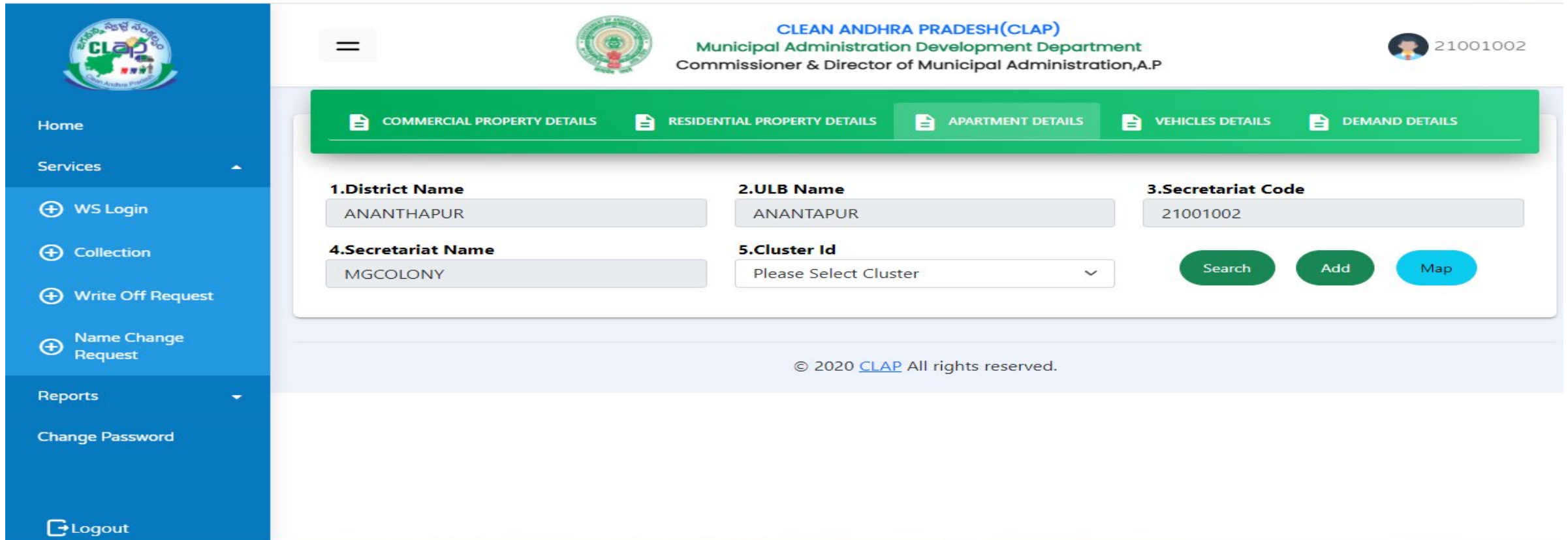
4. Secretariat Name

5. Cluster Id

Search:

Action	Citizen Name	Mobile Number	House Hold ID	Door No	HouseHoldType	Rate
<input type="button" value="Edit"/>	Kadavakalli Nagendramma	9963496592	HH91740091885220200224032421772	13-1-676B	<input type="text" value="Slum"/>	30
<input type="button" value="Edit"/>	S Jameela	9989436015	HH67518382372720200707063023932	13-1-695B	<input type="text" value="Slum"/>	30

- Then click search button to display the Residential Property Details for that cluster.
- To add a new record, we can click on the 'Add' button. This will display fields to enter the details of the new record.
- If demand is generated for any record, we can only edit the phone number.



The screenshot shows the 'Apartment Details Tab' interface. On the left is a blue sidebar with navigation options: Home, Services (with a dropdown arrow), WS Login, Collection, Write Off Request, Name Change Request, Reports (with a dropdown arrow), Change Password, and Logout. The main content area has a header for 'CLEAN ANDHRA PRADESH (CLAP) Municipal Administration Development Department Commissioner & Director of Municipal Administration, A.P.' with a user profile icon for '21001002'. Below the header is a green navigation bar with five tabs: COMMERCIAL PROPERTY DETAILS, RESIDENTIAL PROPERTY DETAILS, APARTMENT DETAILS (selected), VEHICLES DETAILS, and DEMAND DETAILS. The main form contains five input fields: 1. District Name (ANANTHAPUR), 2. ULB Name (ANANTAPUR), 3. Secretariat Code (21001002), 4. Secretariat Name (MGCOLONY), and 5. Cluster Id (Please Select Cluster). There are three buttons: Search (green), Add (green), and Map (blue). At the bottom, it says '© 2020 CLAP All rights reserved.'

- In this screen, we can view/add the apartment details for the selected cluster.
- Once we select the cluster id and click on the search button, if any apartments are there in that cluster, those details will be displayed below in a table.

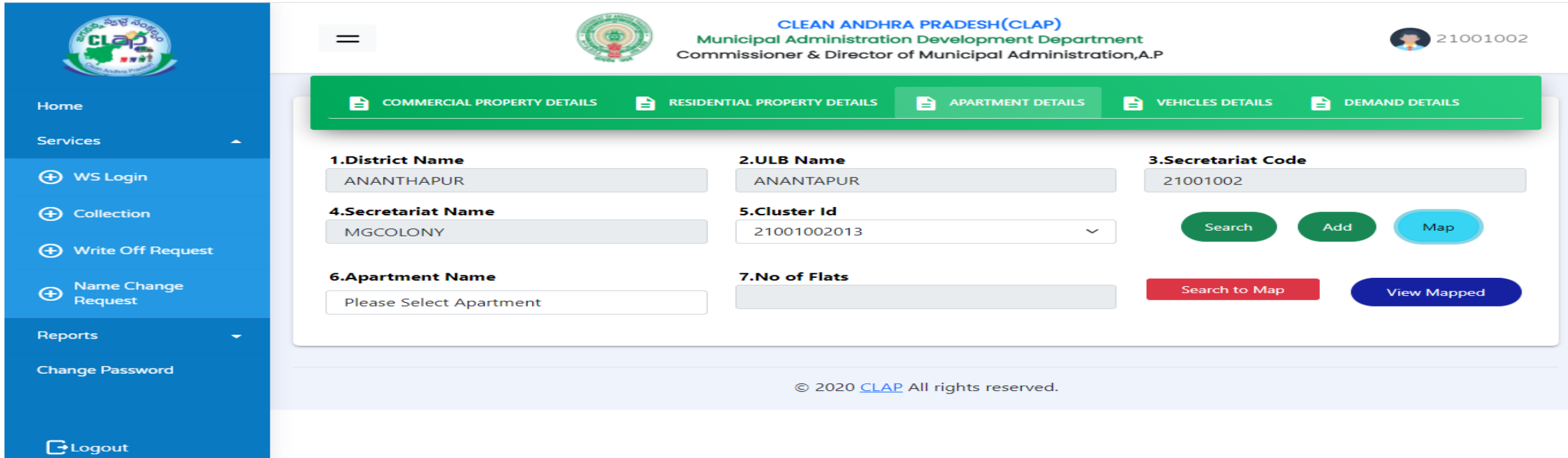


The screenshot shows the 'APARTMENT DETAILS' form in the CLAP system. The header includes the CLAP logo, the text 'CLEAN ANDHRA PRADESH (CLAP) Municipal Administration Development Department Commissioner & Director of Municipal Administration, A.P.', and a user profile icon with ID '21001002'. A green navigation bar contains tabs for 'COMMERCIAL PROPERTY DETAILS', 'RESIDENTIAL PROPERTY DETAILS', 'APARTMENT DETAILS' (selected), 'VEHICLES DETAILS', and 'DEMAND DETAILS'. The form fields are:

- 1. District Name: ANANTHAPUR
- 2. ULB Name: ANANTAPUR
- 3. Secretariat Code: 21001002
- 4. Secretariat Name: MGCOLONY
- 5. Cluster Id: 21001002013
- 6. Apartment Name: (empty)
- 7. Apartment Code: (empty)
- 8. Locality: (empty)
- 9. Floor No's: Please Select
- 10. No of Flats: (empty)

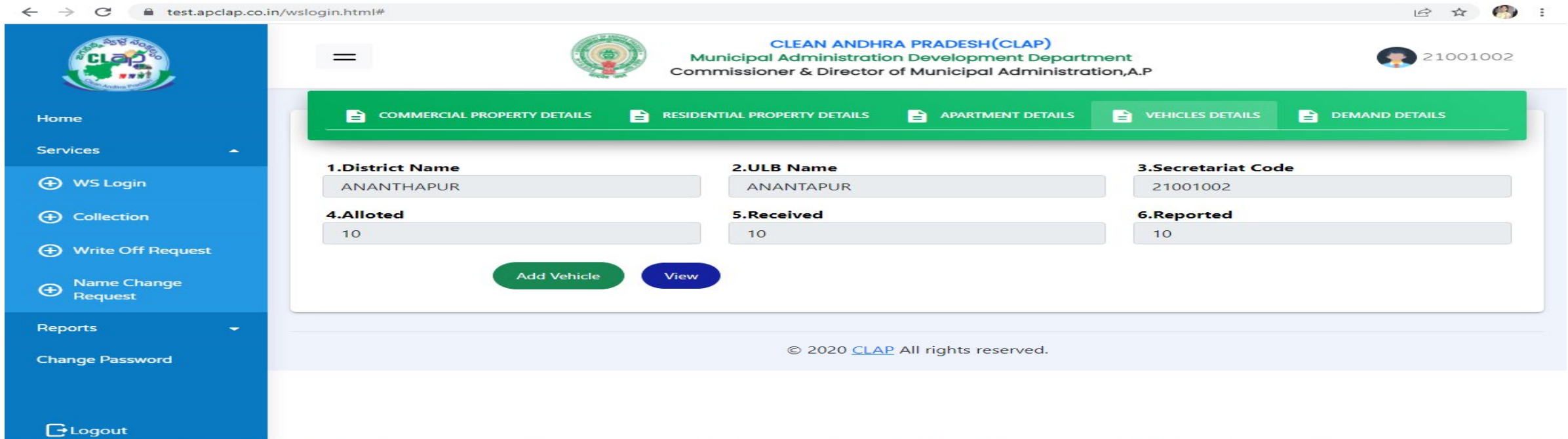
Buttons for 'Search', 'Add', 'Map', and 'Save' are visible. A red note below field 10 states 'Except watchman Room'. The footer contains '© 2020 CLAP All rights reserved.' and a 'Logout' link in the sidebar.

- To add details of a new apartment, the Ward secretariat should click on the 'Add' button after selecting the cluster id.
- Once he/she clicks on the 'Add' button, the fields to enter the details of the apartment are displayed like Apartment name, Apartment code, Locality, No. of floors present in the apartment and the total No. of flats. (Watchman's room should not be counted.)
- When we click on the 'Save' button after giving all valid data, the apartment details are saved and displayed in the table below.

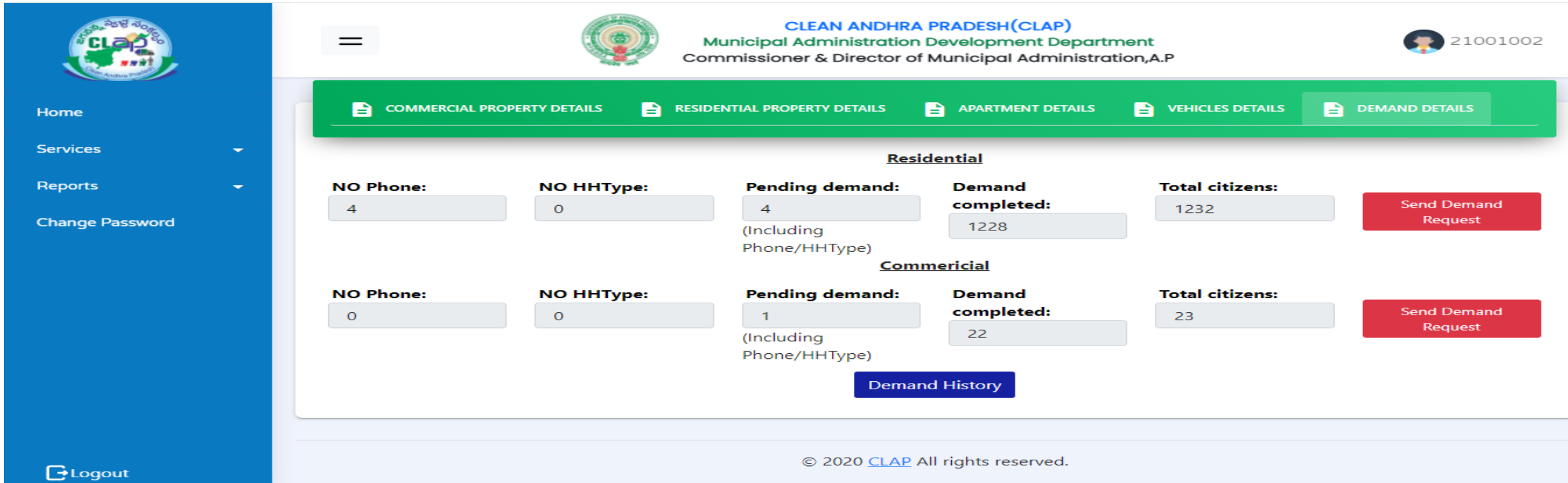


The screenshot shows the web application interface for CLEAN ANDHRA PRADESH (CLAP). The header includes the CLAP logo, the text "CLEAN ANDHRA PRADESH (CLAP) Municipal Administration Development Department Commissioner & Director of Municipal Administration, A.P.", and a user profile icon with the ID "21001002". A navigation menu on the left lists "Home", "Services" (with sub-items: WS Login, Collection, Write Off Request, Name Change Request), "Reports", "Change Password", and "Logout". The main content area has a green navigation bar with tabs for "COMMERCIAL PROPERTY DETAILS", "RESIDENTIAL PROPERTY DETAILS", "APARTMENT DETAILS" (selected), "VEHICLES DETAILS", and "DEMAND DETAILS". Below this, there are seven input fields: 1. District Name (ANANTHAPUR), 2. ULB Name (ANANTAPUR), 3. Secretariat Code (21001002), 4. Secretariat Name (MGCOLONY), 5. Cluster Id (21001002013), 6. Apartment Name (Please Select Apartment), and 7. No of Flats. There are three buttons: "Search" (green), "Add" (green), and "Map" (light blue). At the bottom, there are two buttons: "Search to Map" (red) and "View Mapped" (dark blue). The footer contains the copyright notice "© 2020 CLAP All rights reserved."

- When we click select the cluster id and click on the 'Map' button, the page displays the list of apartments names in that cluster. When we select the required apartment, it shows the No. of flats present for that apartment.
- When we select the apartment name and click on the 'search to map' button, it displays the list of apartment household record present in that cluster.



- In this screen we can add the details of the vehicles received for that Ward secretariat.
- The details like No. of vehicles allotted, No. of vehicles received and the No. of drivers reported are already given.
- When we click on the 'Add Vehicle' button, it displayed the fields to add the details of the vehicle like the driver Name, mobile number and vehicle number.
- After selecting the cluster id and entering the valid details for the vehicle, when we click 'Add' button, the details of that vehicle are saved and displayed in the table below. We can also view the existing vehicle details by clicking on the 'View' button.



CLEAN ANDHRA PRADESH (CLAP)
Municipal Administration Development Department
Commissioner & Director of Municipal Administration, A.P

21001002

COMMERCIAL PROPERTY DETAILS RESIDENTIAL PROPERTY DETAILS APARTMENT DETAILS VEHICLES DETAILS **DEMAND DETAILS**

Residential

NO Phone: 4	NO HHType: 0	Pending demand: 4 (Including Phone/HHType)	Demand completed: 1228	Total citizens: 1232	Send Demand Request
-----------------------	------------------------	---	----------------------------------	--------------------------------	----------------------------


Commercial

NO Phone: 0	NO HHType: 0	Pending demand: 1 (Including Phone/HHType)	Demand completed: 22	Total citizens: 23	Send Demand Request
-----------------------	------------------------	---	--------------------------------	------------------------------	----------------------------

Demand History

© 2020 CLAP All rights reserved.

- Ward Sanitation secretary can request for demand generation in the Demand Details tab
- He/she can view the pending demand status along with the completed demand status and the count of the total citizens present in his/her jurisdiction.
- When the Ward Secretariat clicks on the 'Send Demand Request', the request for demand generation is sent to his/her commissioner.



- Home
- Services
- Reports
- Change Password

Logout

CLEAN ANDHRA PRADESH (CLAP)
Municipal Administration Development Department
Commissioner & Director of Municipal Administration, A.P

21001002

NO Phone: 0 **NO HHType:** 0 **Pending demand:** 1
(Including Phone/HHType) **Demand completed:** 22 **Total citizens:** 23

[Send Demand Request](#)

[Demand History](#)

[Excel](#) [PDF](#) [Print](#)

Search:

PropertyType ↑↓	No Phone ↑↓	No Rate ↑↓	Pending demand ↑↓	Demand completed ↑↓	Total citizens ↑↓	Created Date ↑↓	Approved Date ↑↓	Demand Date ↑↓
No data available in table								

Showing 0 to 0 of 0 entries

[Previous](#) [Next](#)

© 2020 [CLAP](#) All rights reserved.

➤ Click on Demand History , it shows the Demand data History.



CLEAN ANDHRA PRADESH (CLAP)
Municipal Administration Development Department
Commissioner & Director of Municipal Administration, A.P.

21001002

District Name: ANANTHAPUR

ULB Name: ANANTAPUR

Secretariat Name: MGCOLONY

Property Type: Residential

Cluster ID: Please Select Cluster

Name of Resident: Please Select Name

Mobile Number: Please enter mobile number

Door Number: Please enter door number

Amount:

COLLECTION REPORT **CONFIRM**

© AllCopyRights A.P 2021

- Click on Collection , it shows the District, ULB Name, Secretariat Code, Property Type, Cluster ID, Name of Resident, Mobile Number, Door Number & Amount.
- Once the Ward Secretariat logs in with his/her details the page displays the details like district name, ULB name and secretariat name.
- It also displays the residents names depending upon the cluster id and the type of property selected



CLEAN ANDHRA PRADESH (CLAP)
Municipal Administration Development Department
Commissioner & Director of Municipal Administration, A.P.

21001002

District Name: ANANTHAPUR

ULB Name: ANANTAPUR

Secretariat Name: MGCOLONY

Property Type: Residential

Cluster ID: 21001002016

Name of Resident: Bhupalam Varalakshamma

Mobile Number: 9959551839

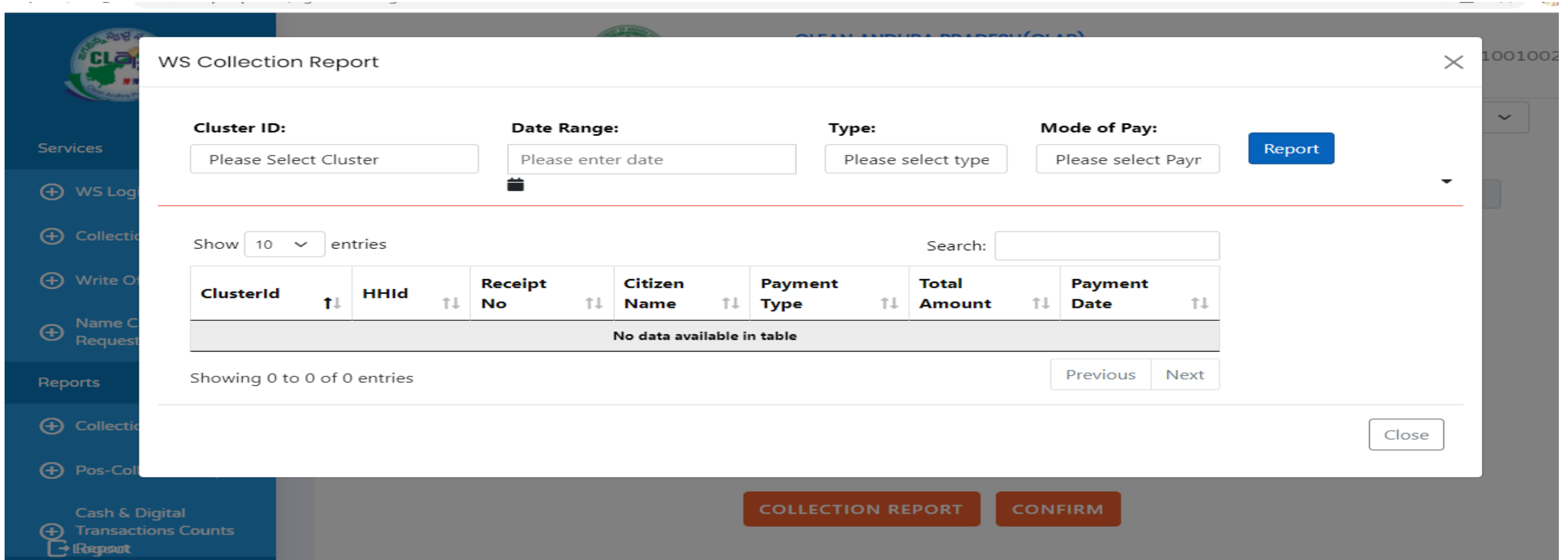
Door Number: 13-1-96_C

Amount: 0

Paid
 Select To Pay
 Not Paid

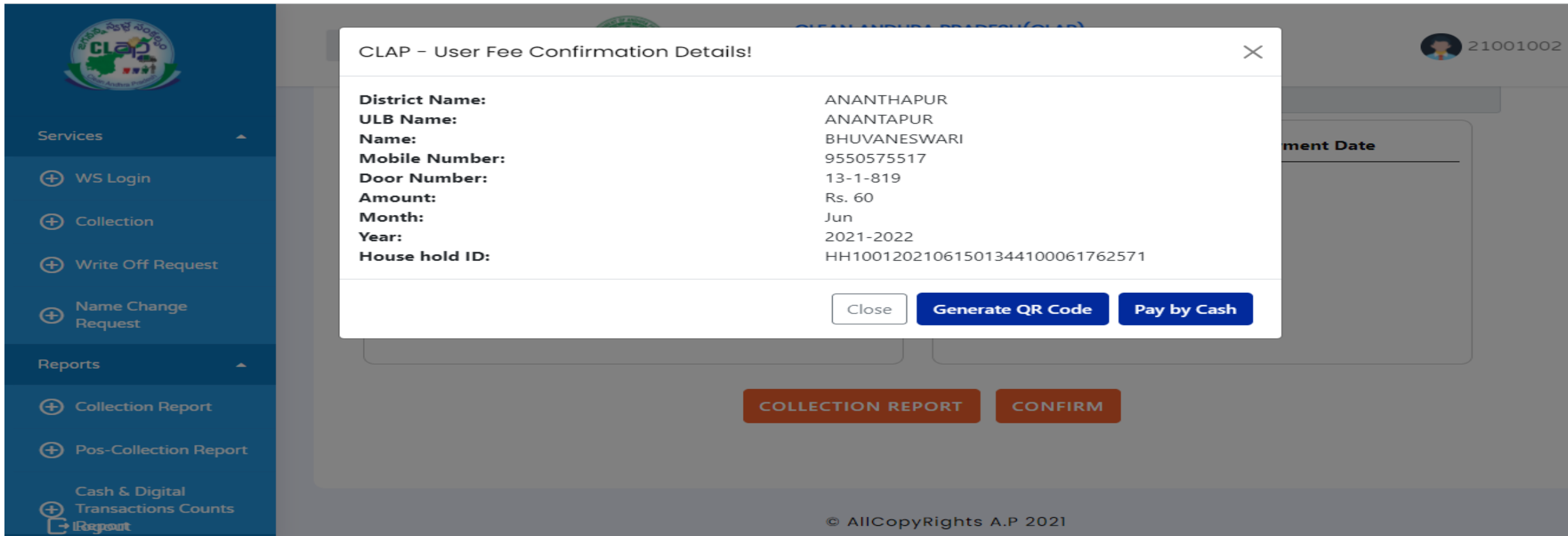
Receipt No	Month	Payment Date

- When the Ward Secretariat selects the property type and cluster id, it displays the list of names under that cluster in the 'Name of the Resident' field.
- When we select any particular name, the details of that person are displayed along with the months to pay the user fee.
- The months for which payment is not done is displayed in the 'Red' color, the month for which payment is done is shown in grey colour. When we select the month to pay, it is displayed in the 'green' colour
- When the Ward Secretariat selects the month and clicks on the 'confirm' button, the page displays the details of that user along with options to make payment.



The screenshot shows a web application interface with a sidebar on the left containing menu items like 'Services', 'WS Log', 'Collection', 'Write O', 'Name C', 'Request', 'Reports', 'Collection', 'Pos-Col', 'Cash & Digital Transactions Counts', and 'Report'. A modal window titled 'WS Collection Report' is open, featuring a search form with fields for 'Cluster ID', 'Date Range', 'Type', and 'Mode of Pay', and a 'Report' button. Below the form is a table with columns: ClusterId, HHId, Receipt No, Citizen Name, Payment Type, Total Amount, and Payment Date. The table is currently empty, displaying 'No data available in table'. The modal also includes a 'Close' button and a 'Showing 0 to 0 of 0 entries' message. At the bottom of the page, there are two buttons: 'COLLECTION REPORT' and 'CONFIRM'.

➤ Click on Collection Report button , it shows the WS Collection Report.

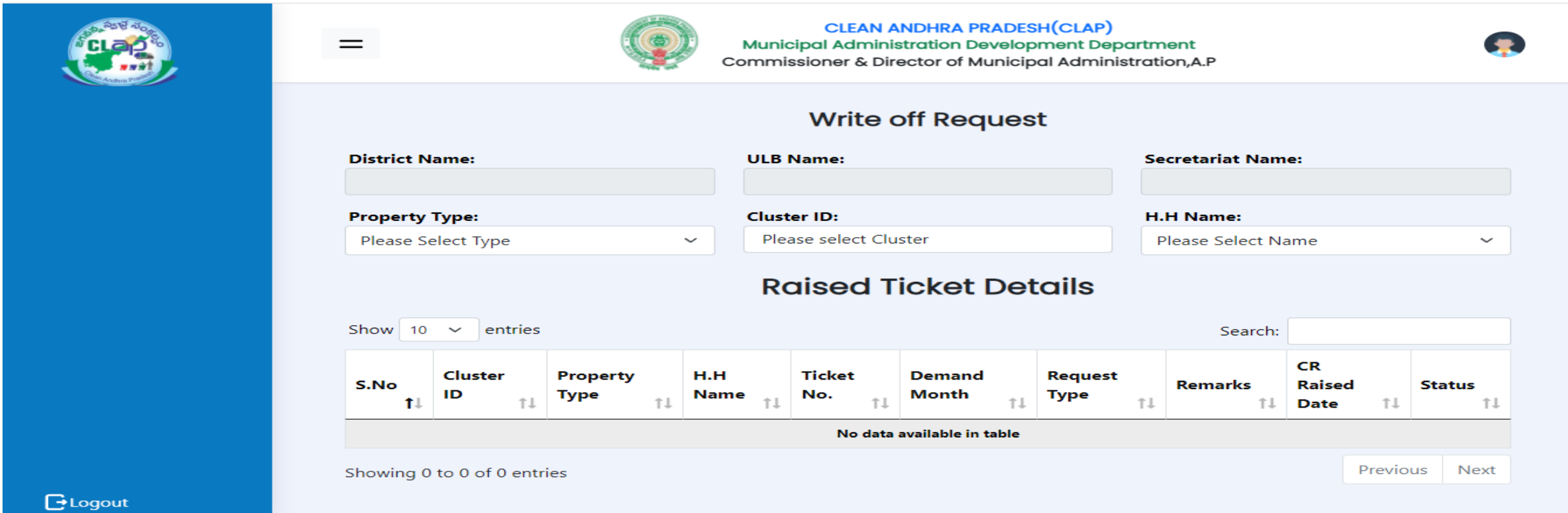


The screenshot shows a web application interface with a sidebar menu on the left and a main content area. The sidebar menu includes sections for 'Services' (WS Login, Collection, Write Off Request, Name Change Request) and 'Reports' (Collection Report, Pos-Collection Report, Cash & Digital Transactions Counts Report). The main content area displays a 'CLAP - User Fee Confirmation Details!' dialog box with the following information:

District Name:	ANANTHAPUR
ULB Name:	ANANTAPUR
Name:	BHUVANESWARI
Mobile Number:	9550575517
Door Number:	13-1-819
Amount:	Rs. 60
Month:	Jun
Year:	2021-2022
House hold ID:	HH10012021061501344100061762571

At the bottom of the dialog box, there are three buttons: 'Close', 'Generate QR Code', and 'Pay by Cash'. Below the dialog box, the main content area shows two buttons: 'COLLECTION REPORT' and 'CONFIRM'. The footer of the page contains the copyright notice: '© AllCopyRights A.P 2021'.

- Click on Confirm button, it shows the confirmation details.
- In payment options , we can select for PAY BY CASH / Generate QR Code.



Write off Request

District Name:

ULB Name:

Secretariat Name:

Property Type:

Cluster ID:

H.H Name:

Raised Ticket Details

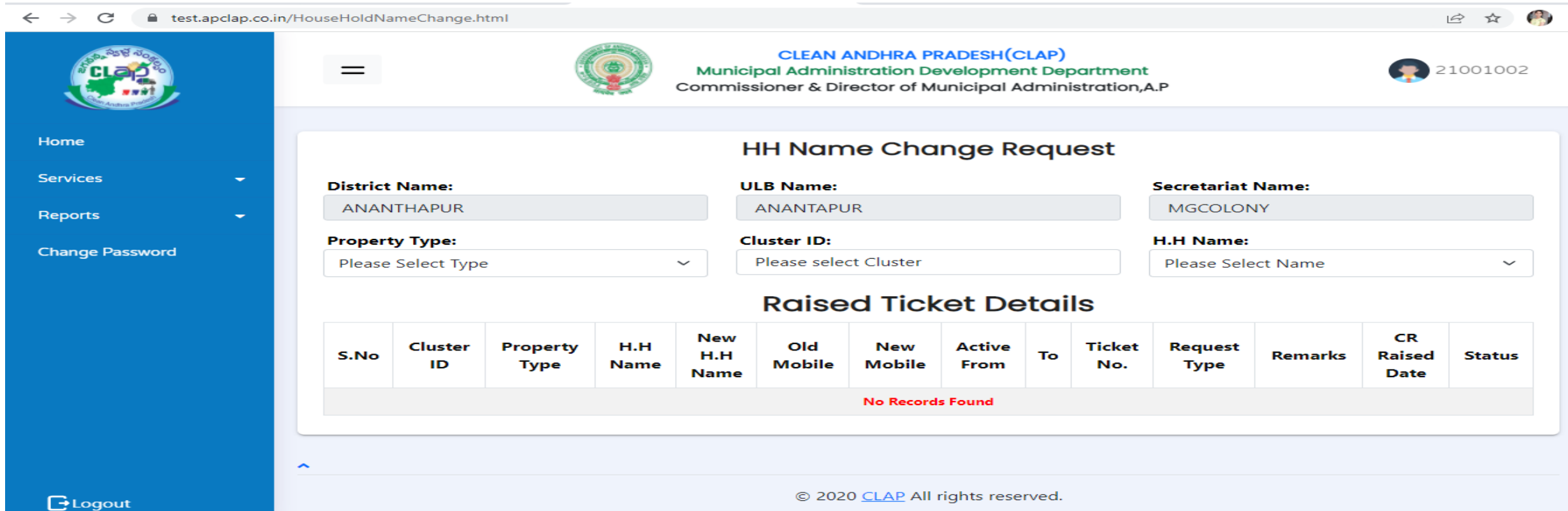
Show entries Search:

S.No	Cluster ID	Property Type	H.H Name	Ticket No.	Demand Month	Request Type	Remarks	CR Raised Date	Status
No data available in table									

Showing 0 to 0 of 0 entries Previous Next

[Logout](#)

- In this screen, the ward secretariat can request to delete or write off demand for any record by selecting the respective details like property type, cluster ID and HH name.
- We can also view the list of write off request which have been sent by the ward secretariat. Each request is given a ticket id.



The screenshot shows a web browser window with the URL `test.apclap.co.in/HouseHoldNameChange.html`. The page header includes the CLAP logo and the text "CLEAN ANDHRA PRADESH (CLAP) Municipal Administration Development Department Commissioner & Director of Municipal Administration, A.P". A user profile icon is visible in the top right corner with the ID "21001002".

The main content area is titled "HH Name Change Request" and contains several input fields:

- District Name:** ANANTHAPUR
- ULB Name:** ANANTAPUR
- Secretariat Name:** MGCOLONY
- Property Type:** Please Select Type (dropdown menu)
- Cluster ID:** Please select Cluster (dropdown menu)
- H.H Name:** Please Select Name (dropdown menu)

Below the input fields is a section titled "Raised Ticket Details" which contains a table. The table has the following columns: S.No, Cluster ID, Property Type, H.H Name, New H.H Name, Old Mobile, New Mobile, Active From, To, Ticket No., Request Type, Remarks, CR Raised Date, and Status. The table is currently empty, and a message "No Records Found" is displayed in red text below the table.

At the bottom of the page, there is a "Logout" button and a copyright notice: "© 2020 CLAP All rights reserved."

- In this screen, the ward secretariat can request to delete or write off demand for any record by selecting the respective details like property type, cluster ID and HH name.
- We can also view the list of HH Name Change Request which have been sent by the ward secretariat. Each request is given a ticket id.



The screenshot shows a web browser window with the URL `test.apclap.co.in/PamentTypeCollectionReport.html#`. The page header includes the logo for CLEAN ANDHRA PRADESH (CLAP) and the text: "Municipal Administration Development Department, Commissioner & Director of Municipal Administration, A.P." The user ID is 21001002.

The main content area is titled "COLLECTION REPORT" and contains the following form fields:

- District:** ANANTHAPUR
- ULB Name-Code:** ANANTAPUR
- Secretariat Code:** 21001002-MGCOLONY
- From Date:** 16/02/2022
- To Date:** 16/02/2022
- Get Data** button

A dropdown menu for "Transaction Modes" is open, showing the following options: CASH, Please select Transaction, All, CASH (highlighted), CREDIT CARD, DEBIT CARD, QR, UPI, NET BANKING, POS-CASH, POS-ONLINE, POS-QR CODE.

Below the form, there is a table with the following columns: S.No, District, Ulb Name, Sec.Name, Name, Mobile, Month, Payment Mode, Date, Type, Type, Amount. The table is currently empty, displaying "No data available in table".

At the bottom of the page, there is a "Logout" button and a pagination control showing "Showing 0 to 0 of 0 entries" with "Previous" and "Next" buttons.

- In Collection Report , select the Secretariat code, Transaction Modes
- In Transaction Modes , WS can select to pay Cash/ Credit Card/ Debit Card/ QR/ UPI/ Net Banking/POS Cash/ POS online/POS QR code.
- Click on Get Data button, it shows the Collection Report Data Table.



The screenshot shows a web browser window with the URL `test.apclap.co.in/posTransactionsReport.html#`. The page header includes the logo for CLEAN ANDHRA PRADESH (CLAP) and the text: "Municipal Administration Development Department, Commissioner & Director of Municipal Administration, A.P." The user ID is 21001002.

The main content area is titled "POS TRANSACTION REPORT" and contains a form with the following fields:

- District:** ANANTHAPUR
- ULB Name-Code:** ANANTAPUR
- Secretariat Code:** 21001002-MGCOLONY
- From Date:** 16/02/2022
- To Date:** 16/02/2022
- Pos Transaction Modes:** A dropdown menu is open, showing options: "All", "POS-QRCode", "POS-Online", and "POS-Cash".

A "Get Data" button is located to the right of the date fields.

Below the form is a section titled "POS Collection Report" with a "Show 10 entries" dropdown and a search box. A table with the following columns is displayed:

S.No ↑↓	District ↑↓	Ulb Name ↑↓	Sec.Name ↑↓	Cluster Id ↑↓	Name ↑↓	Mobile ↑↓	Month ↑↓	Payment Mode ↑↓	Date ↑↓	property Type ↑↓	HH Type ↑↓
No data available in table											

At the bottom, it says "Showing 0 to 0 of 0 entries" and has "Previous" and "Next" navigation buttons.

- In POS Transaction Report , select the Secretariat code, POS Transaction Modes
- In Transaction Modes , WS can select to pay POS Cash/ POS online/POS QR code.
- Click on Get Data button, it shows the POS Transaction Report Data Table.



The screenshot shows a web browser window with the URL `test.apclap.co.in/CashDigitalTransactionCountReport.html#`. The page header includes the CLAP logo and the text: "CLEAN ANDHRA PRADESH (CLAP) Municipal Administration Development Department Commissioner & Director of Municipal Administration, A.P". The user profile shows a name and ID "21001002".

The main content area is titled "CASH & DIGITAL TRANSACTIONS COUNTS REPORT". It contains a form with the following fields:

- District:** ANANTHAPUR
- ULB Name-Code:** ANANTAPUR
- Secretariat Code:** 21001002-MGCOLONY
- From Date:** 16/02/2022
- To Date:** 16/02/2022

A "Get Data" button is located to the right of the date fields. Below the form, the word "Report" is centered above a table. The table has the following columns: S.No, District, Ulb Name, Sec.Name, Cash Receipts, Cash Amounts, Digital Receipts, Digital Amounts, Total Receipts, and Total Amounts. The table body is currently empty, displaying "No Records Found" in red text.

The footer of the page contains the copyright notice: "© 2020 CLAP All rights reserved."

- In Cash & Digital Transaction Counts Report , select the Secretariat code.
- Click on Get Data button, it shows the Cash & Digital Transaction Counts Report Data Table.



Monthly DCB report was placed in Dashboard

Sri. Y. S. Jaganmohan Reddy
Hon'ble Chief Minister of A.P.

CLEAN ANDHRA PRADESH (CLAP)
Municipal Administration Department

Sri. Botsa Satyanarayana
Hon'ble Minister of MA & UD

HOME USER FEE ONLINE PAYMENT DASHBOARD GRIEVANCE

Bin free – Litter free

- Visual Cleanliness
- 100 % Source Separation Community Participation
- Encouraging Household and Onsite waste management
- 100 % Door to Door Collection

LOGIN

User Id:
1073

Password:
.....

Remember me

Submit

Reduced Human Stress

Elimination of GVP Points

Reduced O&M Costs

Cluttered Garbage Transfer Stations

Secondary Transportation (Compactors)

పరిశుభ్రం ఆరోగ్యం
ఒక అడుగు ముందుకు స్వచ్ఛత వైపు

- Enter Valid **User ID(ULB Code)** and **Password**.
- Click on **Submit** button to **Login**.



test.apclap.co.in/BinEntryService.html#

CLEAN ANDHRA PRADESH (CLAP)
Municipal Administration Development Department
Commissioner & Director of Municipal Administration, A.P

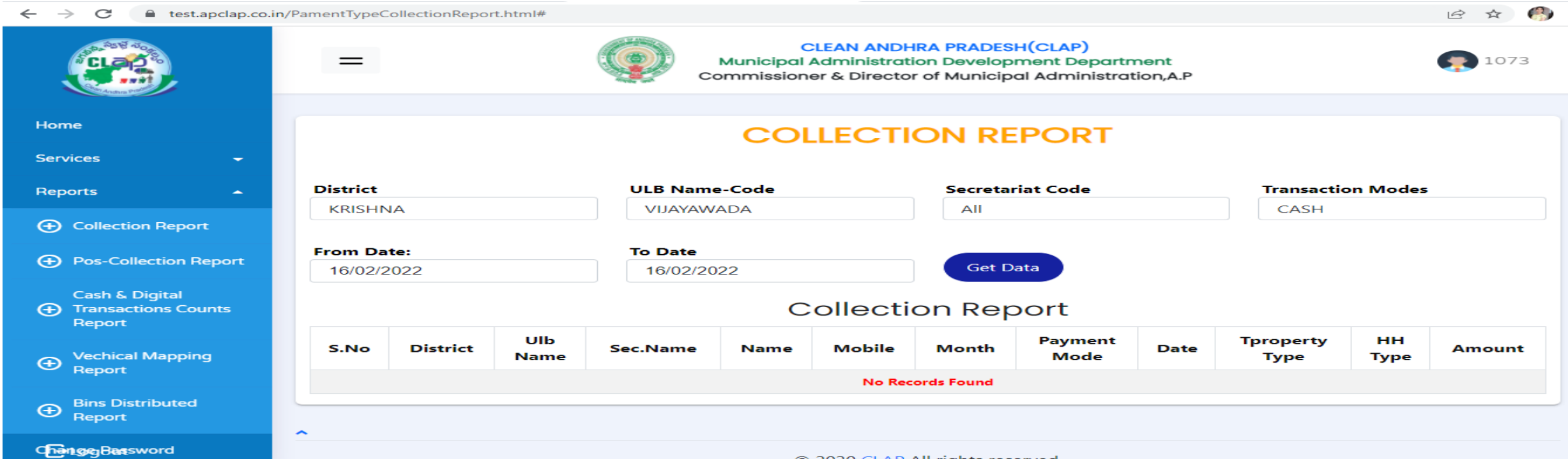
1073

CLAP-Status of 3 Dust bins (Coloured) Procured and Distributed in the ULB

Name of the District	Name of the ULB	No. of Households (Residential)	No. of Bins Required
KRISHNA	VIJAYAWADA	354545	656565
No. of Bins Procured	Estimated Cost (Rs.in lakhs)	No. of Bins Distributed	% Distribution:
444444	466.86	222222	33.00
Balance Bins to be Distributed:	Expected Date of Completion	Data Updated Date & Time: 2022-02-16 04:57:39.610162	
434343	26/01/2022	Save	

© 2020 CLAP All rights reserved.

- In Bin Entry service , it shows the Name of the District, Name of the ULB , No. of Households, No.of Required, No.of Bins Procured, Estimated cost, No.of Bins Distributed, % Distribution, Balance bins to be Distributed, Expected date of Completion.
- After successful ULB login it will show the Bin Entry Service, Collection Reports, Logout.
- Name of the District, Name of the ULB, No. of Households, No.of Bins Required cannot be changed
- ULB Official will enter the required data on the blanks, Hence the data will be successfully



The screenshot shows the web application interface for the Collection Report. The header includes the CLAP logo and the text "CLEAN ANDHRA PRADESH (CLAP) Municipal Administration Development Department Commissioner & Director of Municipal Administration, A.P." with a user profile icon and the number 1073.

The main content area is titled "COLLECTION REPORT" and contains the following form fields:

- District:** KRISHNA
- ULB Name-Code:** VIJAYAWADA
- Secretariat Code:** All
- Transaction Modes:** CASH
- From Date:** 16/02/2022
- To Date:** 16/02/2022

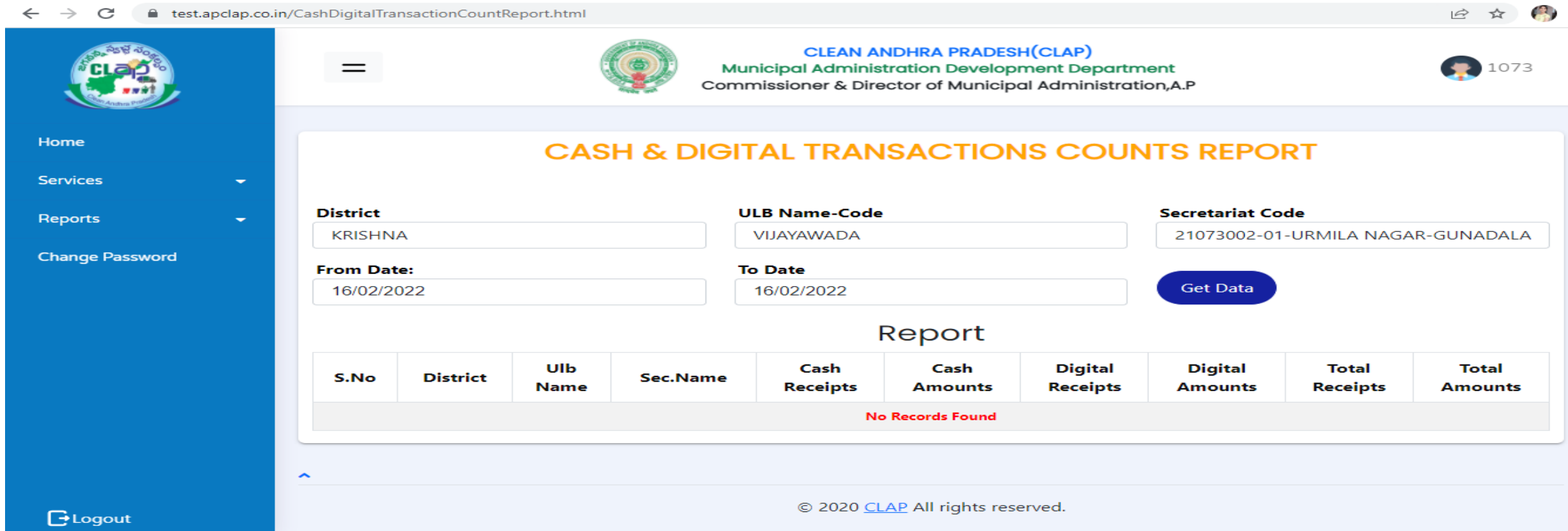
A "Get Data" button is located below the date fields. Below the form, the title "Collection Report" is displayed above a table with the following columns: S.No, District, Ulb Name, Sec.Name, Name, Mobile, Month, Payment Mode, Date, Tproperty Type, HH Type, and Amount. The table currently displays "No Records Found".

- In Collection Report we can select District, ULB Name-Code, Sectariat Code, Tansaction Modes, From date and To date .
- Click on Get Data , it appears Collection Report data.



The screenshot shows a web application interface for generating a POS Transaction Report. The browser address bar shows the URL: test.apclap.co.in/posTransactionsReport.html#. The page header includes the CLAP logo and the text: CLEAN ANDHRA PRADESH (CLAP) Municipal Administration Development Department, Commissioner & Director of Municipal Administration, A.P. The user profile shows a name and the number 1073. A left sidebar contains navigation options: Home, Services, Reports, Change Password, and Logout. The main content area is titled "POS TRANSACTION REPORT" and contains a form with the following fields: District (KRISHNA), ULB Name-Code (VIJAYAWADA), Secretariat Code (All), Pos Transaction Modes (POS-Online), From Date (16/02/2022), and To Date (16/02/2022). A "Get Data" button is present. Below the form is a table titled "POS Collection Report" with columns: S.No, District, Ulb Name, Sec.Name, Cluster Id, Name, Mobile, Month, Payment Mode, Date, property Type, HH Type, and Amount. The table currently displays "No Records Found".

- When we click on Pos Collection Report , in this we can select District, ULB Name-Code, Secretariat Code, Pos Transaction Modes, From Date & To Date.
- Click on Get Data, it shows the Pos Collection Report Data.



test.apclap.co.in/CashDigitalTransactionCountReport.html

CLEAN ANDHRA PRADESH (CLAP)
Municipal Administration Development Department
Commissioner & Director of Municipal Administration, A.P.

1073

CASH & DIGITAL TRANSACTIONS COUNTS REPORT

District: KRISHNA **ULB Name-Code**: VIJAYAWADA **Secretariat Code**: 21073002-01-URMILA NAGAR-GUNADALA

From Date: 16/02/2022 **To Date**: 16/02/2022 **Get Data**

Report

S.No	District	Ulb Name	Sec.Name	Cash Receipts	Cash Amounts	Digital Receipts	Digital Amounts	Total Receipts	Total Amounts
No Records Found									

Logout

© 2020 CLAP All rights reserved.

- Click on Cash & Digital Transactions Count Report, We can select District, ULB Name-Code, Secretariat Code, From Date & To Date.
- Click on Get Data Button, it shows the Cash & Digital Transactions Count Report Data



The screenshot shows a web browser window with the URL `test.apclap.co.in/VechicalMappingReport.html`. The page header includes the CLAP logo and text: "CLEAN ANDHRA PRADESH (CLAP) Municipal Administration Development Department Commissioner & Director of Municipal Administration, A.P". A user profile icon shows the number "1073".

The main content area is titled "VEHICLE MAPPING REPORT" in orange. It contains three input fields: "District" with the value "KRISHNA", "ULB Name-Code" with the value "VIJAYAWADA", and "Secretariat Code" with the value "21073005-11-APLLC COLONY". Below these fields is a blue "Get Data" button.

Below the button is a section titled "Vechicle Mapping Report" containing a table with the following columns: S.No, District, Ulb Name, Sec.Code/Name, Vehicle No., Group, No. of House Holds Mapped, Driver Name, and Mobile. The table body is empty, and a red message "No Records Found" is displayed below the table.

At the bottom of the page, there is a copyright notice: "© 2020 CLAP All rights reserved." and a "Logout" button in the bottom left corner.

- Click on Vehicle Mapping Report, it shows the District, ULB Name-Code, Secretariat Code.
- Click on Get Data Button, it shows the Vehicle Mapping Report Data

test.apclap.co.in/BinsDistributedReports.html

CLEAN ANDHRA PRADESH (CLAP)
Municipal Administration Development Department
Commissioner & Director of Municipal Administration, A.P.

1073

District: KRISHNA **ULB Name-Code**: VIJAYAWADA

[Get Data](#)

CLAP-Status of 3 Dust bins (Coloured) Procured and Distributed in the ULB

[Excel](#) [PDF](#) [Print](#)

Search:

S.No	Name of the District	Name of the ULB Name	No. of Households (Residential)	No. of Bins Required	Estimated Cost (Rs. in lakhs)	No. of Bins Procured	No. of Bins Distributed	% of Distribution
1	KRISHNA	VIJAYAWADA	354545	656565	466.86	444444	222222	33.00
2	Total		354545	656565	466.86	444444	222222	33.85

Logout

- In Bins Distributed Report , Shows District, ULB Name-Code.
- Click on the Get Data button , Shows the Bins Distributed Report Data.

DASHBOARD



- Open <https://dashboard.apclap.co.in> in any browser Ex:-Chrome/Mozilla.
- The above page will be displayed.

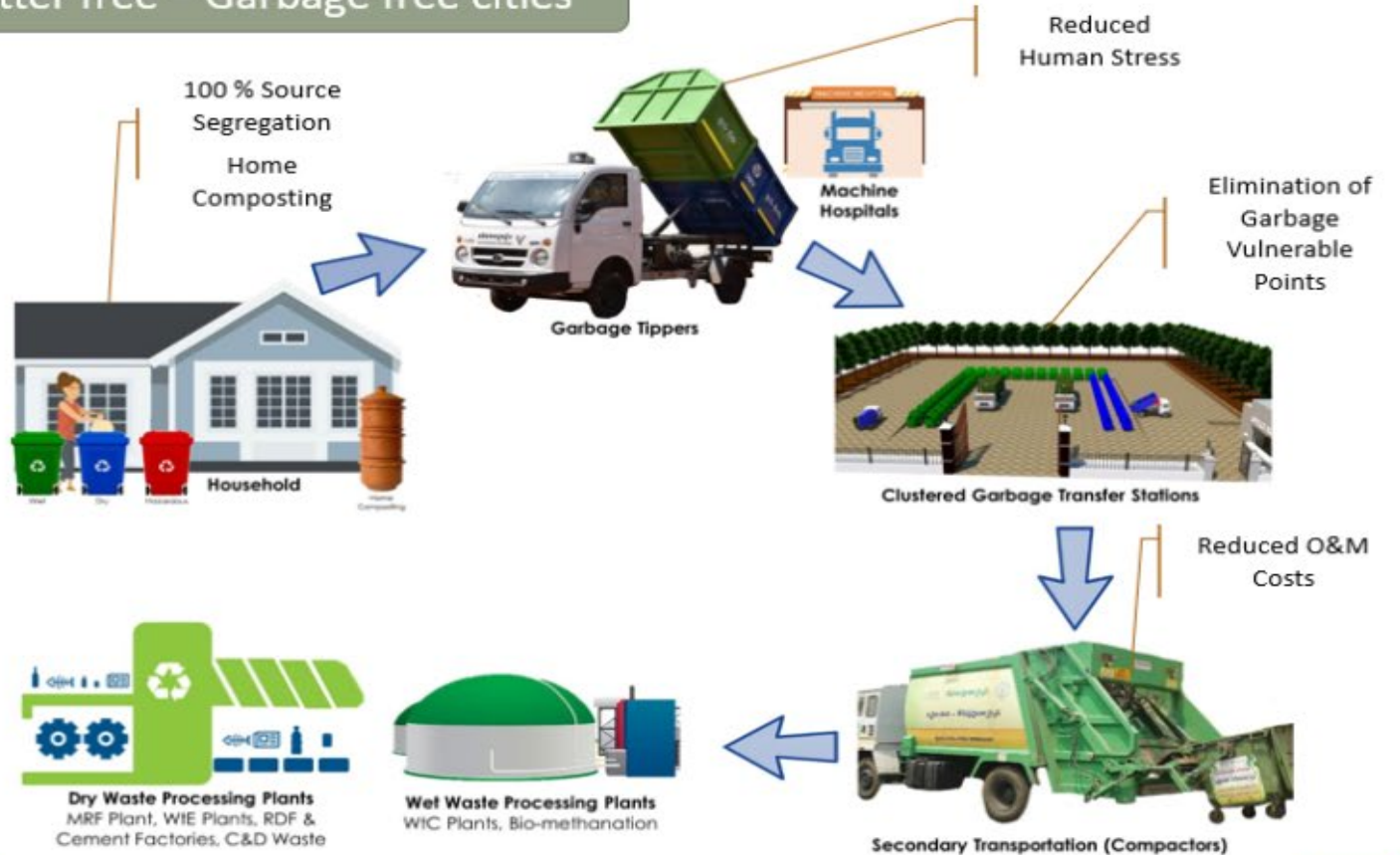
About CLAP

CLAP- Clean Andhra Pradesh

Bin free – Litter free – Garbage free cities

OBJECTIVES

- Visual Cleanliness of the Cities
- 100 % Source Segregation with Community Participation
- Encouraging Home Composting and Onsite waste treatment
- 100 % Door to Door Collection
- Treatment of 100 % Solid Waste Generated



User Fee - DASHBOARD

All DCB

DCB for Vehicles Delivered ULBs

Rates of User Fee

Status of bins

GTS

Vehicle Deployment

Reports ▾

DCB View

All DCB ▾

Top Level View

All Districts ▾

Start Month

June ▾

End Month

February ▾

Property Category

All ▾

Phase Type

All ▾

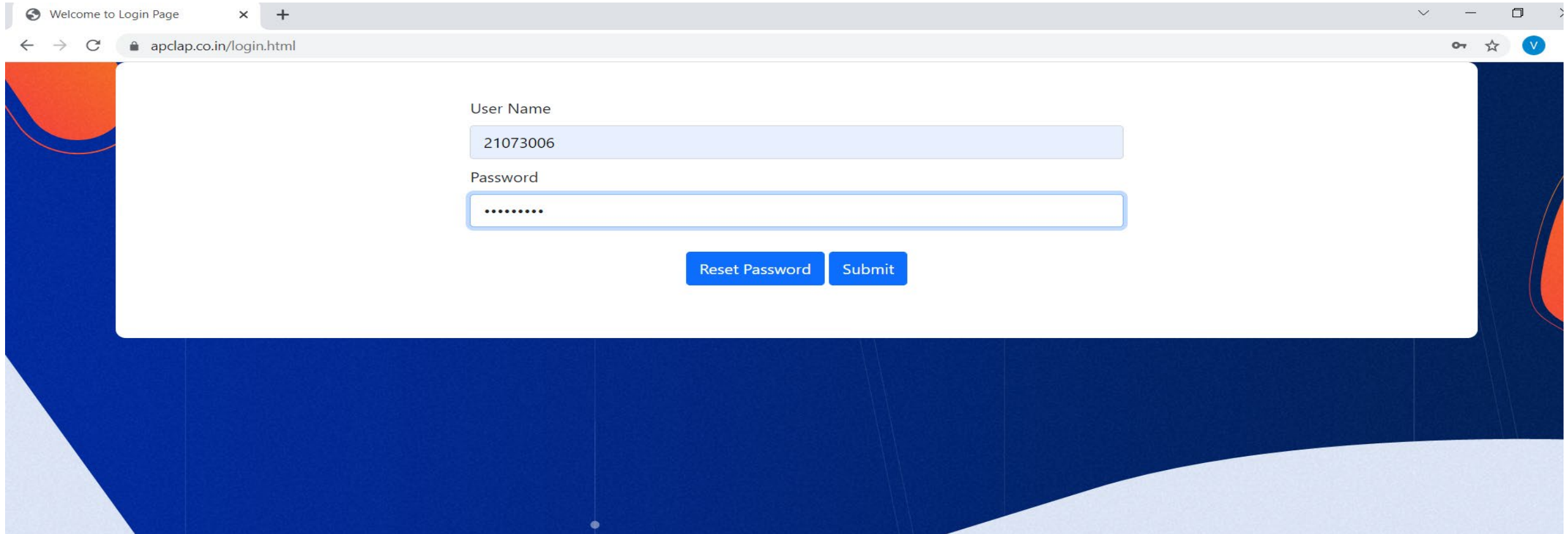
Submit

State: [Andhra Pradesh](#)

DISTRICT LEVEL DASHBOARD

(In Lakhs)

S.No	Name of the District	No of Households (Residential & Commercial)	No. of Households Paid (Residential & Commercial)	Demand	Collection	% of Collection ↕	Balance
1	ANANTHAPUR	48236	21205	96.26	11.68	12.13 %	84.58
2	CHITTOOR	52047	20325	136.86	11.57	8.45 %	125.29
3	EAST GODAVARI	244223	277230	574.64	213.32	37.12 %	361.32
4	GUNTUR	285919	75046	1,311.31	69.58	5.31 %	1,241.73
5	KRISHNA	430105	442206	1,153.88	300.03	26.0 %	853.85
6	KURNOOL	167840	147904	653.46	107.09	16.39 %	546.37
7	PRAKASAM	44668	50484	140.63	26.24	18.66 %	114.39
8	SPSR NELLORE	62929	18460	447.16	23.46	5.25 %	423.70
9	SRIKAKULAM	83529	73415	327.30	83.88	25.63 %	243.42
10	VISAKHAPATNAM	635701	125240	2,462.83	164.73	6.69 %	2,298.10



Welcome to Login Page

apclap.co.in/login.html

User Name

21073006

Password

.....

Reset Password Submit

- To collect user fees the Ward secretariat should open the link apclap.co.in/login.html and enter is valid username(ward secretariat code) and password.

District Name:

KRISHNA

ULB Name:

VIJAYAWADA

Secretariat Name:

04-Gurunanak Nagar

Cluster ID:

Please Select Cluster

Commercial Residential

Name of Resident:

Please Select Name

Mobile Number:

Please enter mobile number

Door Number:

Please enter door number

Amount:

COLLECTION REPORT

CONFIRM

- Once the Ward Secretariat logs in with his/her details the page displays the details like district name, ULB name and secretariat name.
- It also displays the residents names depending upon the cluster id and the type of property selected.

District Name:

KRISHNA

ULB Name:

VIJAYAWADA

Secretariat Name:

04-Gurunanak Nagar

Cluster ID:

21073006001

Commercial Residential

Name of Resident:

Boddepalli Kalyani

Mobile Number:

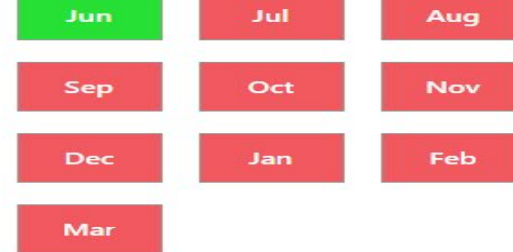
9700689457

Door Number:

54-20/2-2/2

Amount:

120



Paid Select To Pay

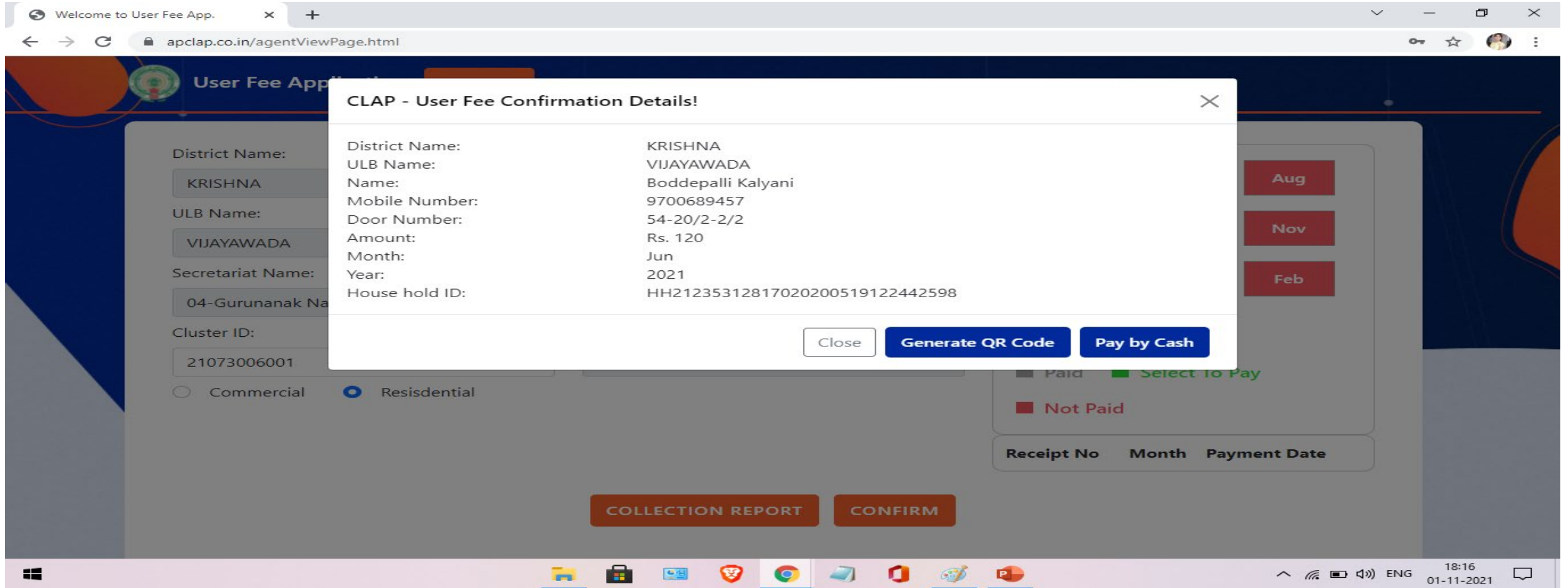
Not Paid

Receipt No Month Payment Date

COLLECTION REPORT

CONFIRM

- When the Ward Secretariat selects the property type and cluster id, it displays the list of names under that cluster in the 'Name of the Resident' field.
- When we select any particular name, the details of that person are displayed along with the months to pay the user fee.
- The months for which payment is not done is displayed in the 'Red' color, the month for which payment is done is shown in grey colour. When we select the month to pay, it is displayed in the 'green' colour
- When the Ward Secretariat selects the month and clicks on the 'confirm' button, the page displays the details of that user along with options to make payment.



The screenshot shows a web browser window with the URL `apclap.co.in/agentViewPage.html`. The page title is "User Fee App". A modal dialog box titled "CLAP - User Fee Confirmation Details!" is open, displaying the following information:

District Name:	KRISHNA
ULB Name:	VIJAYAWADA
Name:	Boddepalli Kalyani
Mobile Number:	9700689457
Door Number:	54-20/2-2/2
Amount:	Rs. 120
Month:	Jun
Year:	2021
House hold ID:	HH21235312817020200519122442598

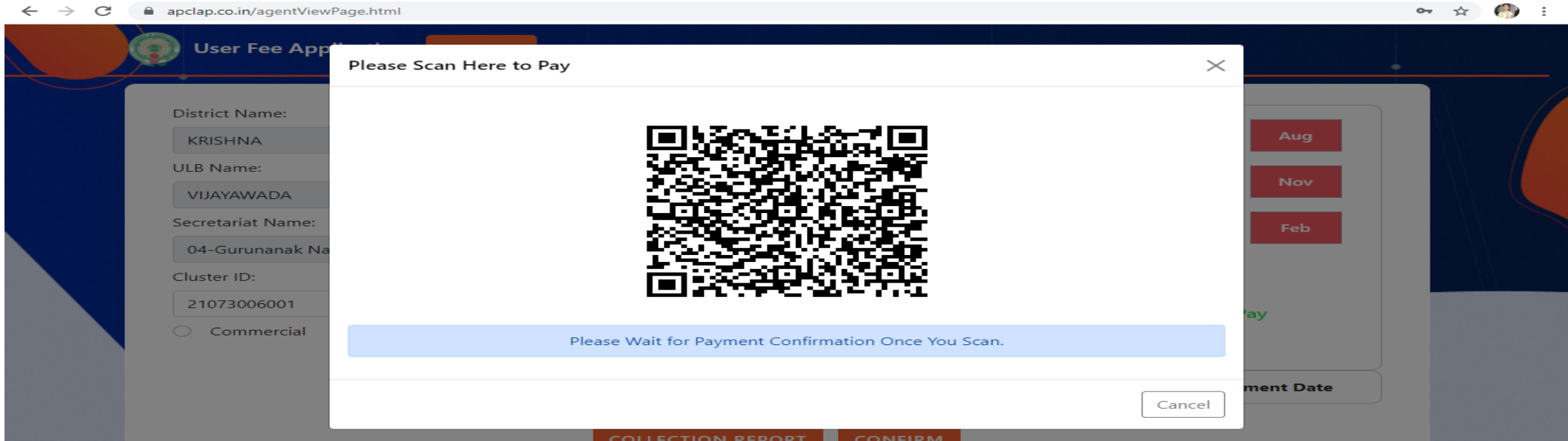
At the bottom of the dialog, there are three buttons: "Close", "Generate QR Code", and "Pay by Cash".

The background page shows a form with the following fields:

- District Name: KRISHNA
- ULB Name: VIJAYAWADA
- Secretariat Name: 04-Gurunanak Na
- Cluster ID: 21073006001
- Commercial:
- Residential:

On the right side, there are buttons for "Aug", "Nov", and "Feb". Below these, there are checkboxes for "Paid", "Select to Pay", and "Not Paid". At the bottom of the page, there are buttons for "COLLECTION REPORT" and "CONFIRM".

➤ In payment options , we can opt in for PAY BY CASH / PAY BY QR.



- Citizens can pay by QR , using any PAYMENT applications which has scanning QR code option.
- Once the payment is done, receipt is generated in the system. The citizen also receives the payment receipt to his/her registered number.

*Thank
you*

